
















Contents

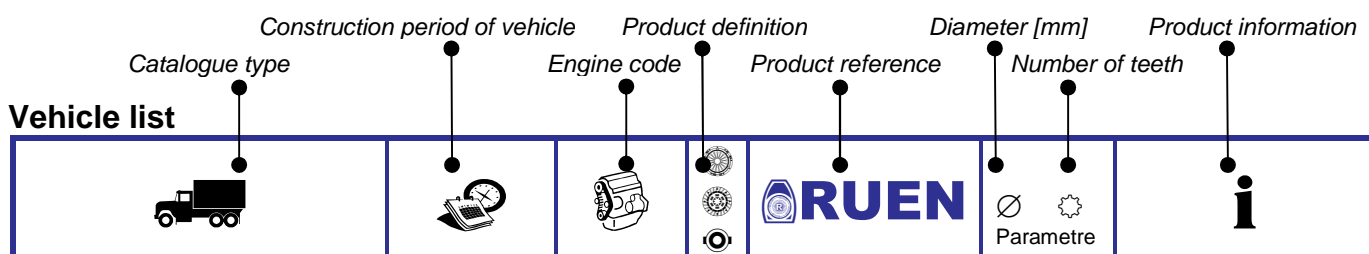
Clutches for tractors


Vehicle list	1
AGROMEHANIKA	1
CLAAS	1
DAVID BROWN	2
EICHER	2
FENDT	5
FORD NEW HOLLAND	6
HAAS	6
IMR-BEOGRAD	7
IMT-BEOGRAD-MASSEY FERGUSON	7
IMT-KNJAZEVAČ	8
INDOS	8
INTERNATIONAL HARVESTER	8
JOHN DEERE	9
LABIN-PROGRES	9
MAGIRUS-DEUTZ	9
MANITOU	16
MASSEY FERGUSON	16
MTZ-BELORUS	24
RADOE DAKIĆ	24
RENAULT AGRICULTURE	24
STORE-FIAT	27
TOMO VINKOVIĆ	27
TORPEDO-DEUTZ	28
URSUS	28
ZETOR	28
ZMAJ-BEOGRAD	30
Arithmetical List	31
Cross reference list	37
Comparison list by manufacturer	39
Comparison list by RUEN	41

Symbols

	Passenger cars
	Commercial vehicles
	Busses
	Tractors
	Clutch Kit
	Cover assembly
	Clutch Disc
	Release bearing
	Only available as kit
	Release bearing fitted to the cover assembly
	Optional design
	Without releaser
	Transmission side
	Engine side
	Heavy duty version

Catalogue layout

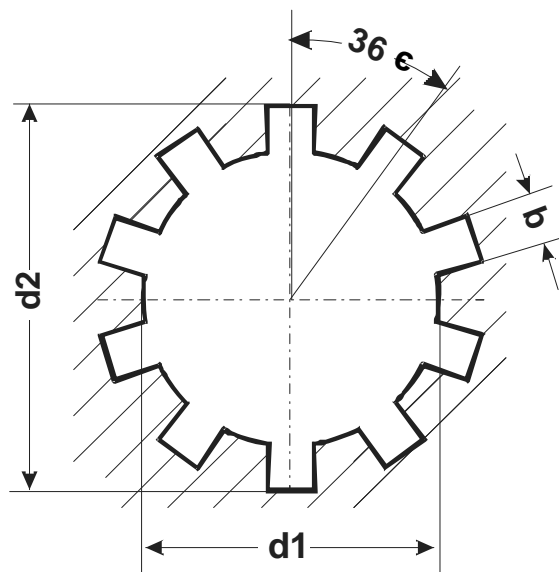


MERCEDES-BENZ						
OS 1831 - 1860	04.96 -					
1831 AK 1831 K	04.97 - 10.02 04.97 - 10.02	OM 541.920 OM 541.926 OM 541.941		4000.90.02 ⊕ ⊕ 4012.10.00 ⊕ 4012.30.00 ⊕ 08922.40.00	400 18 MFZ2/400 400WGVZ KZISZ-5	- Equipment Var: SA50468204
<i>Vehicle type</i>	<i>Vehicle model</i>	<i>Vehicle manufacturer</i>	<i>Construction period</i>	<i>Product criteria</i>		

Measuring scale

- Profiles in inches

Mark	∅ d1 Mm	∅ d2 mm	b mm
5/8 "	13.7	16.1	2.50
7/8 "	19.1	22.2	3.45
1 "	20.6	25.8	3.93
1 1/8 "	23.4	28.9	4.45
1 1/4 "	25.8	32.1	4.93
1 3/8 "	28.7	35.2	5.43
1 1/2 "	30.7	38.4	5.89
1 5/8 "	33.4	41.3	6.40
1 3/4 "	36.0	44.5	6.88
2SAE "	41.1	50.8	7.88



Превод

Arithmetical list	Аритметичка листа
Box	Кутија
Bus	Автобус
Cab with engine	Погонска единица
Catalogue layout	Изглед на каталогот
Catalogue type	Тип на каталог
Chassis no.	Шасија бр.
Clutch Disc	Диск
Clutch Kit	Комплет спојница
Clutches for busses	Спојници за автобуси
Clutches for commercial vehicles	Спојници за комерцијални возила
Clutches for passenger cars	Спојници за патнички возила
Clutches for tractors	Спојници за трактори
Comparison list by manufacturer	Споредбена листа по производител
Comparison list by RUEN	Споредбена листа по RUEN
Comparison refer.	Споредбена ознака
Concrete Mixer	Мешалица за бетон
Construction period of vehicle	Период на изработка на возилото
Contained in xxxx.10.00	Содржано во xxxx.10.00
Contained in xxxx.60.00	Содржано во xxxx.60.00
Contents	Содржина
Convertible	Кабриолет
Coupe	Купе
Cover assembly	Нападно тело
Cross reference list	Вкрстена листа
Diameter [mm]	Диаметар [mm]
Diesel	Дизел
Dump Truck	Камион Кипер
Engine code	Број на мотор
Engine side	На страна на моторот
Equipment Var	Опремен со
Estate	Комбе
Flatbed/Chassis	Рамна шасија
For	За
For PTO	За РТО
From chassis no.	Од шасија
From engine no.	Од мотор број
From model year	До година на производство
From transmission no.	Од менувач број
GBox	Менувач
Hatchback	Задна врата
Heavy duty version	HD верзија
Hub profile	Хаб профил
Loose clutch disc	Неприцврстен диск
Manufacturer	Производител
Mark	Ознака
Measuring scale	Мерна скала
Memo	Белешки
MPV	Моноволумец
Not for chassis no.	Не за шасија број
Number of teeth	Број на заби
OEM reference	ОЕМ ознака

Превод

Off-Road Vehicle	Теренско возило
Only available as kit	Достапен само како комплет
Only install if the vehicle is equipped with an M-type clutch	Се инсталира само доколку возилото е опремено со М-тип на спојка
Only install together	Се инсталира само заедно
Optional design	По избор
Page	Страна
Parameter	Параметар
Petrol	Бензин
Pickup	Пикап
Platform/Chassis	Платформа/Шасија
Product criteria	Критериуми за производот
Product definition	Дефиниција на производот
Product description	Опис на производот
Product information	Информации за производот
Profiles in inches	Профили во инчи
Reference	Ознака
Release bearing	Исклучно лежиште
Release bearing fitted to the cover assembly	Лежиштето вградено со потисната плоча
RUEN - Products Catalogue 2014/15	RUEN - Каталог на производи 2014/15
RUEN reference	RUEN ознака
Saloon	Седан
See parts list for components	Да се види листа на делови за компонентите
Special design	Специјален дизајн
Symbols	Симболи
This part number includes one clutch disc	Оваа референца содржи еден диск
To chassis no.	До шасија
To engine no.	До мотор број
To model year	Од година на производство
To transmission no.	До менувач број
Translation	Превод
Transmission Number	Број на менувач
Transmission side	На страна на менувачот
Transmission type	Тип на менувач
Truck Tractor	Камион Влекач
Use release fork with cam	Користи исклучна вилушка со брег
Use release fork with rollers	Користи исклучна вилушка со валци
Utility truck	Комунално возило
Van/Estate	Комбе
Vehicle list	Листа по возила
Vehicle manufacturer	Производител на возила
Vehicle model	Модел на возило
Vehicle type	Тип на возило
Vehicles with double disc clutch	Возило со двоен диск
Vehicles with single clutch disc	Возило со единечен диск
Without releaser	Без лежиште

Prevod

Arithmetical list	Aritmetička lista
Box	Box
Bus	Autobus
Cab with engine	Kabina sa motorom
Catalogue layout	Izgled kataloga
Catalogue type	Tip kataloga
Chassis no.	Broj šasije
Clutch Disc	Lamela
Clutch Kit	Set kvačila
Clutches for busses	Kvačila za autobuse
Clutches for commercial vehicles	Kvačila za komercijalna vozila
Clutches for passenger cars	Kvačila za putnička vozila
Clutches for tractors	Kvačila za traktore
Comparison list by manufacturer	Uporedna lista po proizvođaču
Comparison list by RUEN	Uporedna lista po RUENU
Comparison refer.	Uporedna oznaka
Concrete Mixer	Mešalica betona
Construction period of vehicle	Period izrade vozila
Contained in xxxx.10.00	Sadržano u xxxx.10.00
Contained in xxxx.60.00	Sadržano u xxxx.60.00
Contents	Sadržaj
Convertible	Kabriolet
Coupe	Kupe
Cover assembly	Korpa kvačila
Cross reference list	Ukrštena lista
Diameter [mm]	Dijametar [mm]
Diesel	Dizel
Dump Truck	Kamion-kiper
Engine code	Broj motora
Engine side	Na strani motora
Equipment Var	Opremljen sa
Estate	Estate
Flatbed/Chassis	Ravna šasija
For	Za
For PTO	Za pogon na dodatnu osovinu
From chassis no.	Od šasije
From engine no.	Od broja motora
From model year	Od godine proizvodnje
From transmission no.	Od broja mjenjača
GBox	Menjač
Hatchback	Peta vrata
Heavy duty version	Ojačana verzija
Hub profile	Presek osovine
Loose clutch disc	Nepričvršćena lamela
Manufacturer	Proizvođač
Mark	Oznaka
Measuring scale	Merna skala
Memo	Beleške
MPV	MPV
Not for chassis no.	Ne za broj šasije
Number of teeth	Broj zuba
OEM reference	OEM oznaka

Prevod

Off-Road Vehicle	Terensko vozilo
Only available as kit	Dostupno samo kao set
Only install if the vehicle is equipped with an M-type clutch	Instalirati samo ukoliko je vozilo opremljeno sa kvačilom M-tipa
Only install together	Instalirati samo zajedno
Optional design	Po izboru
Page	Strana
Parameter	Parametar
Petrol	Benzin
Pickup	Pick up
Platform/Chassis	Platforma/šasija
Product criteria	Kriterijum proizvoda
Product definition	Definicija proizvoda
Product description	Opis proizvoda
Product information	Informacija o proizvodu
Profiles in inches	Profili u inčima
Reference	Oznaka
Release bearing	Isključni ležaj
Release bearing fitted to the cover assembly	Isključni ležaj ugrađen na korpu kvačila
RUEN - Products Catalogue 2014/15	RUEN - Katalog proizvoda 2014/15
RUEN reference	RUEN oznaka
Saloon	Saloon
See parts list for components	Vidi listu delova za komponente
Special design	Specijalni dizajn
Symbols	Simboli
This part number includes one clutch disc	Ova referenca sadrži jednu lamelu
To chassis no.	Do šasije
To engine no.	Do broja motora
To model year	Do godine proizvodnje
To transmission no.	Do broja mjenjača
Translation	Prevod
Transmission Number	Broj mjenjača
Transmission side	Na strani menjača
Transmission type	Tip mjenjača
Truck Tractor	Tegljac Traktor
Use release fork with cam	Koristi isključnu viljušku sa bregom
Use release fork with rollers	Koristi isključnu viljušku sa valjcima
Utility truck	Komunalno vozilo
Van/Estate	Van/Estate
Vehicle list	Lista vozila
Vehicle manufacturer	Proizvođač vozila
Vehicle model	Model vozila
Vehicle type	Tip vozila
Vehicles with double disc clutch	Vozilo sa duplim kvačilom
Vehicles with single clutch disc	Vozilo sa jednostrukim kvačilom
Without releaser	Bez isključnog ležaja

Перевод

Arithmetical list	Арифметический лист
Box	Коробка
Bus	Автобус
Cab with engine	Двигательная единица
Catalogue layout	Внешний вид каталога
Catalogue type	Тип каталога
Chassis no.	Код шасси
Clutch Disc	Ведомый диск сцепления
Clutch Kit	Комплект
Clutches for busses	Сцепления для автобусов
Clutches for commercial vehicles	Сцепления для грузовых автомобилей
Clutches for passenger cars	Сцепления для легковых автомобилей
Clutches for tractors	Сцепления для тракторов
Comparison list by manufacturer	Сопоставительный лист по производителям
Comparison list by RUEN	Сопоставительный лист по РУЕНе
Comparison refer.	Сопост. номер
Concrete Mixer	Бетономешалка
Construction period of vehicle	Срок изготовления автомобиля
Contained in xxxx.10.00	Входящий в состав xxxx.10.00
Contained in xxxx.60.00	Входящий в состав xxxx.60.00
Contents	Содержание
Convertible	Кабриолет
Coupe	Купе
Cover assembly	Нажимный диск сцепления
Cross reference list	Перекрестный ссылочный лист
Diameter [mm]	Диаметр [mm]
Diesel	Дизель
Dump Truck	Самосвал
Engine code	Код двигателя
Engine side	Со стороне двигателя
Equipment Var	Оборудован с
Estate	Фургон
Flatbed/Chassis	Шасси
For	Для
For PTO	Для ПТО
From chassis no.	От шасси но.
From engine no.	От кода двигателя но.
From model year	До года выпуска модели
From transmission no.	От КП но.
GBox	Передача
Hatchback	Задняя дверь
Heavy duty version	Версия для тяжелого режима работы
Hub profile	Профиль узла
Loose clutch disc	Незакрепленный диск
Manufacturer	Производитель
Mark	Знак
Measuring scale	Измерительная шкала
Memo	Записка
MPV	Лимузин
Not for chassis no.	Не соответствует для шасси но.
Number of teeth	Количество зубьев
OEM reference	ОЕМ номер

Перевод

Off-Road Vehicle	Автомобиль для бездорожья
Only available as kit	Доступный только в комплекте
Only install if the vehicle is equipped with an M-type clutch	Устанавливать только если автомобиль оборудован со сцеплением М-типа
Only install together	Устанавливать только совместно
Optional design	Произвольный выбор
Page	Страница
Parameter	Параметр
Petrol	Бензин
Pickup	Пикап
Platform/Chassis	Платформа/Шасси
Product criteria	Критерий продукта
Product definition	Дефиниция продукта
Product description	Описание продукта
Product information	Информации о продукте
Profiles in inches	Профили в дюймах
Reference	Ссылочный номер
Release bearing	Подшипник расцепителя
Release bearing fitted to the cover assembly	Расцепитель установлен на нажимном диске
RUEN - Products Catalogue 2014/15	РУЕН - Каталог продуктов 2014/15
RUEN reference	Номер РУЕНа
Saloon	Седан
See parts list for components	Посмотри список составных частей
Special design	Специальный дизайн
Symbols	Символы
This part number includes one clutch disc	Настоящий ссылочный номер содержит только один диск
To chassis no.	По шасси но.
To engine no.	По коду двигателя но.
To model year	От года выпуска модели
To transmission no.	По КП но.
Translation	Перевод
Transmission Number	Код коробки передачи
Transmission side	Со стороне коробки передачи
Transmission type	Тип КП
Truck Tractor	Трактор-тягач
Use release fork with cam	Пользуется выкл. свернутой вилкой
Use release fork with rollers	Пользуется выкл. вилкой с роликами
Utility truck	Коммунальный автомобиль
Van/Estate	Автофургон
Vehicle list	Список автомобилей
Vehicle manufacturer	Производитель автомобилей
Vehicle model	Модель автомобиля
Vehicle type	Тип автомобиля
Vehicles with double disc clutch	Автомобиль с удвоенным диском
Vehicles with single clutch disc	Автомобиль с единичным диском
Without releaser	Без расцепителя

Traduction

Arithmetical list	Liste arithmétique
Box	Boîte
Bus	Châssis autocar
Cab with engine	Châssis-cabine
Catalogue layout	Mise en page du catalogue
Catalogue type	Type de catalogue
Chassis no.	Châssis n°
Clutch Disc	Disque d'embrayage
Clutch Kit	Kit d'embrayage
Clutches for busses	Embrayages pour autobus
Clutches for commercial vehicles	Embrayages pour véhicules commerciaux
Clutches for passenger cars	Embrayages pour automobiles
Clutches for tractors	Embrayages pour tracteurs
Comparison list by manufacturer	Liste comparative par fabricant
Comparison list by RUEN	Liste comparative de RUEN
Comparison refer.	Référence de comparaison
Concrete Mixer	Bétonnière
Construction period of vehicle	Période de fabrication du véhicule
Contained in xxxx.10.00	Contenu dans xxxx.10.00
Contained in xxxx.60.00	Contenu dans xxxx.60.00
Contents	Table des matières
Convertible	Cabriolet
Coupe	Coupé
Cover assembly	Mécanisme d'embrayage
Cross reference list	Liste des références croisées
Diameter [mm]	Diamètre [mm]
Diesel	Diesel
Dump Truck	Camion benne
Engine code	Code moteur
Engine side	Côté moteur
Equipment Var	Équipé pour
Estate	Combi break/Véhicule industriel léger
Flatbed/Chassis	Camion Plate-forme/Châssis
For	Pour
For PTO	Pour commande auxiliaire
From chassis no.	A partir de châssis n°
From engine no.	A partir de moteur n°
From model year	A partir année de fabrication
From transmission no.	A partir de transmission n°
GBox	Boîte de vitesse
Hatchback	3/5 portes
Heavy duty version	Modèle renforcé
Hub profile	Cannelure de moyeu
Loose clutch disc	Disque d'embrayage amovible
Manufacturer	Fabricant
Mark	Marque
Measuring scale	Echelle de mesure
Memo	Mémo
MPV	Monospace
Not for chassis no.	Ne convient pas au châssis n°
Number of teeth	Nombre de dentures
OEM reference	OEM référence

Traduction

Off-Road Vehicle	Véhicule tout terrain
Only available as kit	Uniquement disponible en kit
Only install if the vehicle is equipped with an M-type clutch	Installer uniquement si le véhicule est équipé du
Only install together	Installe uniquement ensemble
Optional design	Au choix
Page	Page
Parameter	Paramètre
Petrol	Essence
Pickup	Pick-up
Platform/Chassis	Plate-forme/Châssis
Product criteria	Critères du produit
Product definition	Définition du produit
Product description	Description du produit
Product information	Information sur le produit
Profiles in inches	Profile en pouces
Reference	Référence
Release bearing	Butée d'embrayage
Release bearing fitted to the cover assembly	Butée fixée sur le mécanisme d'embrayage
RUEN - Products Catalogue 2014/15	RUEN - Catalogue des produits 2014/15
RUEN reference	Référence RUEN
Saloon	Saloon
See parts list for components	Voir liste des pièces
Special design	Modèle spécial
Symbols	Symboles
This part number includes one clutch disc	Cette pièce comprend un disque d'embrayage
To chassis no.	Jusqu'à châssis n°
To engine no.	Jusqu'à moteur n°
To model year	Jusqu'à année de fabrication
To transmission no.	Jusqu'à transmission n°
Translation	Traduction
Transmission Number	Numéro de transmission
Transmission side	Côté transmission
Transmission type	Type de transmission
Truck Tractor	Camion-tracteur
Use release fork with cam	Utiliser fourche d'embrayage avec cames
Use release fork with rollers	Utiliser fourche d'embrayage avec rouleaux
Utility truck	Véhicule communal
Van/Estate	Van
Vehicle list	Liste véhicules
Vehicle manufacturer	Fabricant du véhicule
Vehicle model	Modèle de véhicule
Vehicle type	Type de véhicule
Vehicles with double disc clutch	Véhicule à embrayage bi-disque
Vehicles with single clutch disc	Véhicule à embrayage monodisque
Without releaser	Sans butée

Übersetzung

Arithmetical list	Arithmetische Liste
Box	Kasten
Bus	Bus
Cab with engine	Triebkopf
Catalogue layout	Katalogaufbau
Catalogue type	Katalogtyp
Chassis no.	Fahrgestellnu.
Clutch Disc	Kupplungsscheibe
Clutch Kit	Kupplungssatz
Clutches for busses	Kupplungen für Busse
Clutches for commercial vehicles	Kupplungen für Nkw
Clutches for passenger cars	Kupplungen für Pkw
Clutches for tractors	Kupplungen für Traktoren
Comparison list by manufacturer	Vergleichsliste des Herstellers
Comparison list by RUEN	Vergleichsliste von RUEN
Comparison refer.	Vergleichsreferenz
Concrete Mixer	Betonmischer
Construction period of vehicle	Bauzeitraum des fahrzeugs
Contained in xxxx.10.00	In xxxx.10.00 enthalten
Contained in xxxx.60.00	In xxxx.60.00 enthalten
Contents	Inhalt
Convertible	Cabriolet
Coupe	Coupe
Cover assembly	Kupplungsdeckel
Cross reference list	Kreuzverweisliste
Diameter [mm]	Durchmesser [mm]
Diesel	Diesel
Dump Truck	Kipper
Engine code	Motornummer
Engine side	Motorseitig
Equipment Var	Ausgerüstet mit
Estate	Kombi
Flatbed/Chassis	Pritsche/Fahrgestell
For	Für
For PTO	Für nebenantrieb
From chassis no.	Ab fahrgestellnu.
From engine no.	Ab motornummer
From model year	Ab baujahr
From transmission no.	Ab getriebeummer
GBox	Getriebe
Hatchback	Schrägheck
Heavy duty version	Verstärkte ausführung
Hub profile	Nabenprofil
Loose clutch disc	Lose kupplungsscheibe
Manufacturer	Hersteller
Mark	Benennung
Measuring scale	Maßtabelle
Memo	Memo
MPV	Großraumlimousine
Not for chassis no.	Nicht für fahrgestellnummer
Number of teeth	Zähnezah
OEM reference	OEM Referenz

Übersetzung

Off-Road Vehicle	Geländewagen
Only available as kit	Nur als satz lieferbar
Only install if the vehicle is equipped with an M-type clutch	Nur verbauen, wenn fahrzeug mit M-Kupplung ausgerüstet ist
Only install together	Nur zusammen verbauen
Optional design	Mahlweise
Page	Seite
Parameter	Parameter
Petrol	Benzin
Pickup	Pick-up
Platform/Chassis	Plattform/Fahrgestell
Product criteria	Produktkriterien
Product definition	Produktdefinition
Product description	Produktbeschreibung
Product information	Produktinformationen
Profiles in inches	Zollprofile
Reference	Referenz
Release bearing	Ausrücker
Release bearing fitted to the cover assembly	Ausrücker montiert mit kupplungsdeckel
RUEN - Products Catalogue 2014/15	RUEN - Produktkatalog 2014/15
RUEN reference	RUEN Referenz
Saloon	Stufenheck
See parts list for components	Siehe Teileliste
Special design	Sonderanfertigung
Special design	Sonderausführung
Symbols	Symbole
This part number includes one clutch disc	Diese artikelnummer enthält eine kupplungsscheibe
To chassis no.	Bis fahrgestellnu.
To engine no.	Bis motornummer
To model year	Bis baujahr
To transmission no.	Bis getriebeummer
Translation	Übersetzung
Transmission Number	Getriebeummer
Transmission side	Getriebeseitig
Transmission type	Getriebetyp
Truck Tractor	Sattelzugmaschine
Use release fork with cam	Ausrückgabel mit nocken verwenden
Use release fork with rollers	Ausrückgabel mit rollen verwenden
Utility truck	Kommunalfahrzeug
Van/Estate	Kasten/Kombi
Vehicle list	Fahrzeugliste
Vehicle manufacturer	Fahrzeughersteller
Vehicle model	Fahrzeugmodell
Vehicle type	Fahrzeugtyp
Vehicles with double disc clutch	Fahrzeuge mit zweischeibenkupplung
Vehicles with single clutch disc	Fahrzeuge mit einscheibenkupplung
Without releaser	Ohne ausrücker






Çeviri

Arithmetical list	Aritmetik Liste
Box	Vites Kutusu
Bus	Otobüs
Cab with engine	Motorlu Kabin
Catalogue layout	Katalog Düzeni
Catalogue type	Katalog Tipi
Chassis no.	Şasi No.
Clutch Disc	Debriyaj diski
Clutch Kit	Debriyaj Seti
Clutches for busses	Otobüsler İçin Debriyajlar
Clutches for commercial vehicles	Ticari Araçlar İçin Debriyajlar
Clutches for passenger cars	Binek Araçları için Debriyajlar
Clutches for tractors	Traktörler İçin Debriyajlar
Comparison list by manufacturer	OEM Geçiş Listesi
Comparison list by RUEN	Tirsan Geçiş Listesi
Comparison refer.	Karşılaştırma Refer.
Concrete Mixer	Beton Mikseri
Construction period of vehicle	Araç Üretim Tarih Aralığı
Contained in xxxx.10.00	xxxx.10.00 içinde bulunan
Contained in xxxx.60.00	xxxx.60.00 içinde bulunan
Contents	İçerik
Convertible	Cabriolet
Coupe	Coupe
Cover assembly	Debriyaj Baskısı
Cross reference list	Çapraz Geçiş Listesi
Diameter [mm]	Çap [mm]
Diesel	Dizel
Dump Truck	Damperli Kamyon
Engine code	Motor Kodu
Engine side	Motor Tarafı
Equipment Var	Ekipman var
Estate	Arazi Taşıtı
Flatbed/Chassis	Düz/Şasi
For	İçin
For PTO	PTO İçin
From chassis no.	Şasi No' dan İtibaren
From engine no.	Motor No' dan İtibaren
From model year	Model Yılından İtibaren
From transmission no.	Şanzıman No'dan itibaren
GBox	Vites Kutusu
Hatchback	Hatchback
Heavy duty version	Ağır Hizmet Tipi
Hub profile	Göbek Profili
Loose clutch disc	Hareketli Debriyaj Diski
Manufacturer	OEM
Mark	Markalama
Measuring scale	Ölçü Tablosu
Memo	Hatırlatma
MPV	MPV
Not for chassis no.	Şasi No'su İçin Değil
Number of teeth	Diş Sayısı
OEM reference	OEM Referansı

Çeviri

Off-Road Vehicle	OFF Road Araç
Only available as kit	Sadece kit olarak kullanılabilir
Only install if the vehicle is equipped with an M-type clutch	Yalnızca M-tipi Debriyaj ile Donatılmış araç ise
Only install together	Sadece Birlikte Kullanılabilir
Optional design	İsteğe Bağlı Tasarım
Page	Sayfa
Parameter	Parametre
Petrol	Benzinli
Pickup	Pickup
Platform/Chassis	Platform/Şasi
Product criteria	Ürün Kriterleri
Product definition	Ürün Tanımı
Product description	Ürün Açıklaması
Product information	Ürün Bilgisi
Profiles in inches	Inch Ölçü Profilleri
Reference	Referans
Release bearing	Debriyaj Rulmanı
Release bearing fitted to the cover assembly	Debriyaj Rulmanı Baskıya Montajlı
RUEN - Products Catalogue 2014/15	RUEN - Debriyaj Ürün Kataloğu 2014/15
RUEN reference	Tirsan Referansı
Saloon	Sedan
See parts list for components	Bileşenleri için parça listesine bakınız
Special design	Özel Tasarım
Symbols	Semboller
This part number includes one clutch disc	Bu Parça No Bir Debriyaj Diski İçindir
To chassis no.	Şasi No.na kadar
To engine no.	Motor No'suna Kadar
To model year	Model Yılı
To transmission no.	Şanzıman No'suna Kadar
Translation	Çeviri
Transmission Number	Şanzıman Numarası
Transmission side	Şanzıman Tarafı
Transmission type	Şanzıman Tipi
Truck Tractor	Çekici
Use release fork with cam	Kam ile Çalışan Serbest Çatal Kullanımı
Use release fork with rollers	Makara ile Çalışan Serbest Çatal Kullanımı
Utility truck	Çok Amaçlı Kamyon
Van/Estate	Van/Kasa
Vehicle list	Araç Listesi
Vehicle manufacturer	Araç Üreticisi
Vehicle model	Araç Modeli
Vehicle type	Araç Tipi
Vehicles with double disc clutch	Çift Debriyaj Diskli Araçlar
Vehicles with single clutch disc	Tek Debriyaj Diskli Araçlar
Without releaser	Geri Getirici Olmadan

Vehicle list

					
---	---	---	---	--	---





AGROMEHANIKA

Traktor









Traktor			 21522.30.00	215 10 215CE	
---------	--	--	---	-----------------	--

CLAAS

Consul

620			 2262.20.00	225 KS225	- Chassis no.: 55008434 - GBox: ZF
			 2257.30.00	225 10 225Z	- Chassis no.: 55008434 - GBox: ZF
			 2523.30.00	250 17 250	- Chassis no.: 55008435 - Chassis no.: 55010802 - GBox: ZF
622			 2523.20.00	250 G250	- Chassis no.: 55010803 - GBox: Claas



Dominator

38 48 58			 2262.20.00	225 KS225	
56 66 68 76 78 S			 2842.20.00	280 G280	
80			 2523.20.00	250 G250	- Chassis no.: 86002434
			 2842.20.00	280 G280	- Chassis no.: 86002435
85			 2842.20.00	280 G280	- Chassis no.: 86002435
88 S,SL			 2843.20.00	280 G280	
96 98 S,SL 106 108 S,SL 112 S,SL 115 CS			 3163.20.00	310 MF310	
			 8505.40.00	KZI - 4,5	

Gigant

630 640			 2523.20.00	250 G250	
------------	--	--	--	-------------	--





Jaguar

60 SF 70 SF			 2523.20.00	250 G250	
68 2LS/S			 2843.20.00	280 G280	


Matador

Standard SF			 2523.20.00	250 G250	
-------------	--	--	--	-------------	--

Merkator

50			 2523.20.00	250 G250	
60			 2523.20.00	250 G250	
66			 2523.20.00	250 G250	
S			 2523.20.00	250 G250	

Vehicle list



CLAAS

Merkator

70				2523.20.00	250 G250	
75,R				2523.20.00	250 G250	

Protektor

Protektor				2523.20.00	250 G250	
-----------	--	--	--	------------	-------------	--

Senator

85				2523.20.00	250 G250	
630 640				2523.20.00	250 G250	

DAVID BROWN

David Brown

775,780,880,885 & 950	01.56 -			2517.30.00	250 10 250	
885 (Loader/Landscaper)	01.75 -			2517.30.00	250 10 250	
990 (Standard) 900,990,995	01.61 - 01.71 - 12.77			2835.30.00	280 10 280BL	- This part number includes one clutch disc
				2517.30.00	250 10 250	- Loose clutch disc - For PTO
990,995	01.71 - 12.80			2835.30.00	280 10 280BL	- This part number includes one clutch disc
				2517.30.00	250 10 250	- Loose clutch disc - For PTO
996,1200,1210,1212	01.71 - 01.71 - 12.83			2834.30.00	280 10 280	
1190	01.79 - 12.83			2517.30.00	250 10 250	
1290 diesel	01.80 - 12.83			2834.30.00	280 10 280	
1390 (diesel) 1390 PTO	01.80 -			2835.30.00	280 10 280BL	- This part number includes one clutch disc
				2834.30.00	280 10 280	- Loose clutch disc - For PTO

EICHER







ED

ED 13	01.56 - 12.60			2262.20.00	225 KS225	
				2256.30.00	225 10 225Z	
ED 15 ED 16 ,/II ED 25 ,/II ED 115	01.56 - 12.60 01.48 - 12.53			2262.20.00	225 KS225	
				2270.30.00	225 10 225Z	
ED 50 ED 60				3131.20.00	310 G310	
				3151.30.00	310 10 310B	
ED 50 (Zapfwelle/implement power take off shaft)				3151.30.00	310 10 310B	

EKL



EKL 15 /II				2262.20.00	225 KS225	
				2270.30.00	225 10 225Z	

Vehicle list




				 Parameter	
---	---	---	---	--	---

EICHER




EL

EL 250 Z Farmexpress			 2518.20.00	250 G250	
			 2524.30.00	250 10 250Z	



ELB

ELB 340 ELB 360 ELB 424			 2518.20.00	250 G250	
			 2524.30.00	250 10 250Z	
			 2510.30.00	250 10 250Z	




ELK

ELK 300			 2518.20.00	250 G250	
			 2524.30.00	250 10 250Z	
			 2510.30.00	250 10 250Z	




EM

EM 295 ,ED13			 2262.20.00	225 KS225	
			 2256.30.00	225 10 225Z	




ESA

ESA 300			 2518.20.00	250 G250	
			 2524.30.00	250 10 250Z	
			 2510.30.00	250 10 250Z	



ESB

ESB 300			 2518.20.00	250 G250	
			 2524.30.00	250 10 250Z	
			 2510.30.00	250 10 250Z	





EZ

EZ 540 EZ 600			 2518.20.00	250 G250	
			 2524.30.00	250 10 250Z	
			 2510.30.00	250 10 250Z	







Geräteträger /equipment rack

G 220 Kombi	01.62 - 12.64		 2261.20.00	225 K225	
			 2257.30.00	225 10 225Z	

L,LH



L 60			 3131.20.00	310 G310	
			 3151.30.00	310 10 310B	
L 400 L 424			 2518.20.00	250 G250	
			 2510.30.00	250 10 250Z	

Vehicle list



				 Parameter	
---	---	---	---	--	---

EICHER



M

M 70 D6FL				2518.20.00	250 G250	
M 80 D6/7/8				2518.30.00	250 10 250GSZ	



Mot. /engine

2 Zyl. 32,36PS (stationär / stationery)				2802.20.00	280 G280	
				2844.30.00	280 10 280Z	




Panther

Panther EM 295				2262.20.00	225 KS225	
				2256.30.00	225 10 225Z	





Schmalspur / narrow-gage type

3705	01.70 - 12.76			2262.20.00	225 KS225	
3706	01.70 - 12.76					
3708	01.70 - 12.71			2257.30.00	225 10 225Z	
3713	01.72 - 12.76					
3714	01.72 - 01.76					





Wotan I

3024				3560.20.00	350 GMF350	
3026						
3108				3565.20.00	350 GMF350	
3133				3518.30.00	350 23 350GSZ	



3007 - 3088

3021				3300.20.00	330 GFM330	
3022						
3023						
3028				3560.20.00	350 GMF350	
3030				3565.20.00	350 GMF350	
				3518.30.00	350 23 350GSZ	


3105 - 3157

3105				3300.20.00	330 GFM330	
3125				3560.20.00	350 GMF350	
3145				3565.20.00	350 GMF350	
				3518.30.00	350 23 350GSZ	

3705 - 4072

3705				2262.20.00	225 KS225	
3706						
3713				2257.30.00	225 10 225Z	
3714						
3752						
3755						
3756						

Vehicle list



FENDT





F						
F 28 P				2262.20.00	225 KS225	
				2270.30.00	225 10 225Z	
Farmer						
1 (FW237)				2262.20.00	225 KS225	
				2270.30.00	225 10 225Z	
1 E				2261.20.00	225 K225	
				2257.30.00	225 10 225Z	
2 S 3 S 4 S 101 S				2524.20.00	250 G250	
				2510.30.00	250 10 250Z	
5 S				2524.20.00	250 G250	
				2510.30.00	250 10 250Z	
102 S 103 S,LS 104 S,LS 105 S,LS 106 S,LS				2524.20.00	250 G250	
				2510.30.00	250 10 250Z	
108 S,LS				2524.20.00	250 G250	
				2510.30.00	250 10 250Z	
Favorit						
4 S				3130.20.00	310 G310K	
				8505.40.00	KZI - 4,5	
600 LS (FW280)				3133.20.00	310 G310	
				3152.30.00	310 10 310B	
				8505.40.00	KZI - 4,5	
610 LS				3133.20.00	310 G310	
				3152.30.00	310 10 310B	- Chassis no.: 281/1264
				8505.40.00	KZI - 4,5	
611 LS				3133.20.00	310 G310	- Chassis no.: 282/0754
				3508.20.00	350 G350	- Chassis no.: 282/0755
				8505.40.00	KZI - 4,5	
612 LS (283) 614 LS (284) 615 LS (285)				3508.20.00	350 G350	
				8505.40.00	KZI - 4,5	
FIX						
2 E				2261.20.00	225 K225	
				2257.30.00	225 10 225Z	

Vehicle list

					
---	---	---	---	--	---








FENDT

FL

FL 120				2261.20.00	225 K225	
FL 131				2257.30.00	225 10 225Z	
FL 237				2262.20.00	225 KS225	
				2270.30.00	225 10 225Z	

FORD NEW HOLLAND







Fordson

8009				3107.20.00	310 GF310K	
				3120.30.00	310 10 310Z	
8030	01.82 - 12.91			2528.30.00	250 10 250BHZX	
8040	01.81 - 12.91					
8468						
8050	01.80 - 12.88			3107.20.00	310 GF310K	
8060	01.82 - 12.87			3120.30.00	310 10 310Z	
8070	01.78 - 12.86					
8055				3170.20.00	310 MF 310	
				3120.30.00	310 10 310Z	

Fordson TF




42	01.83 - 12.93			3520.20.00	350 GF350KR	
----	---------------	--	---	-------------------	-----------------------	--

Fordson TX



30	01.87 - 12.94			3107.20.00	310 GF310K	
32	01.87 - 12.94			3120.30.00	310 10 310Z	
				3520.20.00	350 GF350KR	
				3551.30.00	350 10 350B	
34	01.87 - 12.94			3520.20.00	350 GF350KR	
				3551.30.00	350 10 350B	

HAAS







R-series

R 20 (20PS)				2262.20.00	225 KS225	
R 28 (20PS)				2270.30.00	225 10 225Z	
R 22 (22PS)						
R 33 (33PS)				2842.20.00	280 G280	
R 35 (35PS)						
R 40 (40PS)						

K-Serie



















K 2 DPR (22PS)				2262.20.00	225 KS225	
				2270.30.00	225 10 225Z	

Vehicle list

					
---	---	---	---	--	---













IMR-BEOGRAD

IMR-Beograd






R 65 R 65 DV R 75			 2706.20.00	270 GF270/270	- This part number includes one clutch disc
			 2712.30.00	270 10 270CE	
			 2705.30.00	270 10 270	- Loose clutch disc - For PTO
			 2706.40.00	KZ-1	
R 47			 2704.20.00	270 GF270/270	- This part number includes one clutch disc
			 2706.30.00	270 23 270CE	
			 2705.30.00	270 10 270	- Loose clutch disc - For PTO
			 2706.40.00	KZ-1	
R 65			 2703.20.00	270 GF270/270	- This part number includes one clutch disc
			 2706.30.00	270 23 270CE	
			 2705.30.00	270 10 270	- Loose clutch disc - For PTO
			 2706.40.00	KZ-1	
R 76			 2705.20.00	270 GF270/270	- This part number includes one clutch disc
			 2711.30.00	270 23 270CE	
			 2705.30.00	270 10 270	- Loose clutch disc - For PTO
			 2706.40.00	KZ-1	
R 120			 3503.20.00	350 G350KR	
			 3518.30.00	350 23 350GSZ	

IMT-BEOGRAD-MASSEY FERGUSON

IMT-Beograd


















MF 35 IMT 533 IMT 540			 532.14.200	270 G270/225	
			 532.14.100	270 10 270BL	
			 7801.40.00	KZ - 4	
IMT 533 Delux			 532.34.100	225 G270/225	- This part number includes one clutch disc
			 532.24.250	225 10 225	- For PTO
			 532.14.100	270 10 270BL	- Loose clutch disc
			 7801.40.00	KZ - 4	
IMT 560 IMT 575 IMT 585			 560.04.100	300 10 300BL	
MF 148 IMT 560 IMT 570 MF 135	01.71 -		 3007.20.00	250 G300/250	- This part number includes one clutch disc
			 2505.30.00	250 10 250	- For PTO
	01.68 -		 3005.30.00	300 10 300BL	- Loose clutch disc
			 8600.40.00	KZ - 4	

Vehicle list

					
---	---	---	---	--	---



IMT-BEOGRAD-MASSEY FERGUSON

IMT-Beograd

MF 165	01.68 -		 3006.20.00	250 G300/250	- This part number includes one clutch disc
			 2505.30.00	250 10 250	- For PTO
			 3006.30.00	300 10 300BL	- Loose clutch disc
			 7801.40.00	KZ - 4	
IMT 585 MF 185 MF 188	01.72 - 01.72 -		 3005.20.00	250 G300/250	- This part number includes one clutch disc
			 2505.30.00	250 10 250	- For PTO
			 3006.30.00	300 10 300BL	- Loose clutch disc
			 8600.40.00	KZ - 4	
IMT 5360			 3886.10.00	380 GF2 380	
			 3886.20.00	380 GF2 380	
			 6505.40.00	KZI - 4,5	
IMT 5200 IMT 5220			 4201.20.00	420 G420KR	
			 4233.30.00	420 10 420/210GSZ	
			 6505.40.00	KZI - 4,5	
IMT 5270			 4212.20.00	420 G420KR	
			 4233.20.00	420 GF420KR	
			 6505.40.00	KZI - 4,5	







IMT-KNJAZEVCAC

IMT-Knjazevac

507 D 509 511			 1603.20.00	160 MF160K	
			 1618.30.00	160 12 160 E	


INDOS

VILJUSKARI






(indos V 150) (indos V 200) (indos V 250)			 2803.20.00	280 G280	
			 2802.30.00	280 10 280BHZ	
indos V2-VH/1			 2801.20.00	280 G280	
			 2802.30.00	280 10 280BHZ	
VILJUSKAR-LITOSTROJ V 35 DS			 2803.20.00	280 G280	
			 2802.30.00	280 10 280BHZ	

INTERNATIONAL HARVESTER

International-Harvester







B 414 434 Tractor standard 444	01.61 - 12.66 01.66 - 12.70 01.76 -		 2836.30.00	280 10 280CBL	
--------------------------------------	---	--	---	-------------------------	--

Vehicle list



					
---	---	---	---	--	---

JOHN DEERE

Mährescher /combine harvester



1055				3160.20.00	310 MF310	- Chassis no.: 044137
1068				3160.20.00	310 MF310	
1072				3160.20.00	310 MF310	- Chassis no.: 044137
1075 1188	10.86 - 10.86 -			3300.20.00	330 GFM330	
1155 1157 1158 1169 4425 USA-Ausf. 1166				3160.20.00	310 MF310	
1174 1177	10.86 - 10.86 -			3300.20.00	330 GFM330	

T

300 500 700				2523.20.00	250 G250	
				2518.30.00	250 10 250GSZ	





LABIN-PROGRES

Labin-Progres


Motokultivator				1609.20.00	160 MF160	
				1609.30.00	160 10 160E	

MAGIRUS-DEUTZ

A ..

A2 L 514				2521.20.00	250 G250	
				2510.30.00	250 10 250Z	
A2 M 313				2261.20.00	225 K225	
				2270.30.00	225 10 225Z	




AGROCOMPACT

3.30 F,V 3.50 F,S,V 3.70 F,V 3.90 F,V				2523.30.00	250 17 250	- Loose clutch disc
--	--	--	---	-------------------	----------------------	---------------------


AGROPRIMA

3.65				2523.30.00	250 17 250	- Loose clutch disc
------	--	--	---	-------------------	----------------------	---------------------

AGROXTRA

3.57 4.07	01.92 - 01.92 -			2523.30.00	250 17 250	- Loose clutch disc
				2843.30.00	280 17 280	- Loose clutch disc
4.17	01.91 -			2843.30.00	280 17 280	- Loose clutch disc

Vehicle list



MAGIRUS-DEUTZ

D ..













D 25				2260.20.00	225 KS225	
				2270.30.00	225 10 225Z	
				2262.20.00	225 KS225	
D 28				2520.20.00	250 G250	
				2510.30.00	250 10 250Z	
D 28 U D 30 L				2520.20.00	250 G250	
				2510.30.00	250 10 250Z	
D 45 L D 400 A/B/C				2802.20.00	280 G280	
				3131.20.00	310 G310	
D 60 L				3155.30.00	310 10 310Z	
				2518.20.00	250 G250	
D 270				2509.30.00	250 10 250Z	
				2517.20.00	250 G250K	
D 40				2510.30.00	250 10 250Z	
				2250.20.00	225 GTF225/225	- This part number includes one clutch disc
D 2807 F D 3006 F D 3607 F D 4006 F D 4007 F D 4506 F				2250.30.00	225 20 225BL	- For PTO
				2251.30.00	225 17 225N	- Loose clutch disc
				2518.20.00	250 G250	
D 3007 D 3607				2510.30.00	250 10 250Z	
				2254.20.00	225 GTF225/225	- This part number includes one clutch disc
D 3607 U D 4006 U D 4007 U D 4506 S,U				2250.30.00	225 20 225BL	- For PTO
				2251.30.00	225 17 225N	- Loose clutch disc
				2254.20.00	225 GTF225/225	- To chassis no.: 7548/7814 - This part number includes one clutch disc
D 4507 ,A,C D 4807 ,A,C				2250.30.00	225 20 225BL	- To chassis no.: 7548/7814 - For PTO
				2251.30.00	225 17 225N	- To chassis no.: 7548/7814 - Loose clutch disc
				2523.30.00	250 17 250	- From chassis no.: 7548/7815 - Loose clutch disc
				2250.20.00	225 GTF225/225	- This part number includes one clutch disc
D 4507 F D 4807 F				2250.30.00	225 20 225BL	- For PTO
				2251.30.00	225 17 225N	- Loose clutch disc
				2250.20.00	225 GTF225/225	- This part number includes one clutch disc

Vehicle list








					
---	---	---	---	--	---

MAGIRUS-DEUTZ



D 5000 - D6...

D 5006 U D 5206 U D 5207 U D 5506 U				2523.30.00	250 17 250	- Loose clutch disc
D 6006				2282.20.00	228 M228KR	- For PTO
D 6006 F				2951.20.00	295 DOT250/295	- This part number includes one clutch disc
				2952.30.00	295 8 295BL	
				2502.30.00	250 10 250E	- Loose clutch disc
D 6006 U D 6806 U D 6807 ,A,C	- 01.82 - 01.82			2952.20.00	295 GT295/250	- This part number includes one clutch disc
				2952.30.00	295 8 295BL	
				2502.30.00	250 10 250E	- Loose clutch disc
D 6007 ,A D 6206 U D 6207 ,A D 6507 ,A D 6907 ,C				2843.30.00	280 17 280	- Loose clutch disc
				2951.20.00	295 DOT250/295	- This part number includes one clutch disc
				2952.30.00	295 8 295BL	
				2502.30.00	250 10 250E	- Loose clutch disc

D 7000 - D8...

D 7006				2282.20.00	228 M228KR	- For PTO
D 7006 F D 7206 F D 7207 D 7807 F				2951.20.00	295 DOT250/295	- This part number includes one clutch disc
				2952.30.00	295 8 295BL	
				2502.30.00	250 10 250E	- Loose clutch disc
D 7006 U D 7007 ,A D 7206 ,A,U D 7207 ,A,C D 7807 ,A,C	- 01.82 - 01.82 - 01.82 - 01.82 - 01.82			2952.20.00	295 GT295/250	- This part number includes one clutch disc
				2952.30.00	295 8 295BL	
				2502.30.00	250 10 250E	- Loose clutch disc


DK

DK 75 B, BF				3505.20.00	350 G350KR	
DK 90 DK 100 B				3804.20.00	380 G380KR	





DL

DL 75				3505.20.00	350 G350KR	
-------	--	--	---	-------------------	----------------------	--

DR




DR 120				3804.20.00	380 G380KR	
--------	--	--	---	-------------------	----------------------	--

Vehicle list




















					
---	---	---	---	--	---

MAGIRUS-DEUTZ







DX 2...

DX 2.30				2254.20.00	225 GTF225/225	- This part number includes one clutch disc
DX 2.50				2250.30.00	225 20 225BL	
DX 2.70				2251.30.00	225 17 225N	- Loose clutch disc

DX 3...























DX 3.10				2282.20.00	228 M228KR	- For PTO
DX 3.30						
DX 3.50						
DX 3.60						
DX 3.70						
DX 3.90						
DX 3.10 A,VA	01.84 -			2523.30.00	250 17 250	- Loose clutch disc
DX 3.30 A,FA,VA				2843.30.00	280 17 280	- Loose clutch disc
DX 3.10 SC				2254.20.00	225 GTF225/225	- To chassis no.: 7724/0069 - To chassis no.: 7728/0026 - This part number includes one clutch disc
				2250.30.00	225 20 225BL	- To chassis no.: 7724/0069 - To chassis no.: 7728/0026
				2251.30.00	225 17 225N	- To chassis no.: 7724/0069 - To chassis no.: 7728/0026 - Loose clutch disc
				2843.30.00	280 17 280	- From chassis no.: 7724/0070 - From chassis no.: 7728/0027 - Loose clutch disc
				2523.30.00	250 17 250	- From chassis no.: 7724/0070 - From chassis no.: 7728/0027 - Loose clutch disc
DX 3.10 V				2843.30.00	280 17 280	- Chassis no.: 7770/0306 - Chassis no.: 7771/0306 - Loose clutch disc
				2523.30.00	250 17 250	- Chassis no.: 7770/0306 - Chassis no.: 7771/0306 - Loose clutch disc
DX 3.10 VC				2254.20.00	225 GTF225/225	- To chassis no.: 7722/0517 - To chassis no.: 7726/0191 - This part number includes one clutch disc
				2250.30.00	225 20 225BL	- To chassis no.: 7722/0517 - To chassis no.: 7726/0191
				2251.30.00	225 17 225N	- To chassis no.: 7722/0517 - To chassis no.: 7726/0191 - Loose clutch disc
				2843.30.00	280 17 280	- From chassis no.: 7722/0518 - From chassis no.: 7726/0192 - Loose clutch disc
				2523.30.00	250 17 250	- From chassis no.: 7722/0518 - From chassis no.: 7726/0192 - Loose clutch disc
DX 3.30 F,V				2843.30.00	280 17 280	- Chassis no.: 7772/.... - Chassis no.: 7773/.... - Loose clutch disc
				2523.30.00	250 17 250	- Chassis no.: 7772/.... - Chassis no.: 7773/.... - Loose clutch disc
DX 3.10 V	01.84 -			2843.30.00	280 17 280	- Chassis no.: 7770/0305 - Chassis no.: 7771/0305 - Loose clutch disc
				2523.30.00	250 17 250	- Chassis no.: 7771/0305 - Chassis no.: 7770/0305 - Loose clutch disc

Vehicle list





					
---	---	---	---	--	---

MAGIRUS-DEUTZ

DX 3...

DX 3.30 SC			 2843.30.00	280 280	17	- Chassis no.: 7732/.... - Chassis no.: 7736/.... - Loose clutch disc
			 2523.30.00	250 250	17	- Chassis no.: 7732/.... - Chassis no.: 7736/.... - Loose clutch disc
DX 3.30 VC			 2843.30.00	280 280	17	- Chassis no.: 7730/.... - To chassis no.: 7734/.... - Loose clutch disc
			 2523.30.00	250 250	17	- Chassis no.: 7730/.... - Chassis no.: 7734/.... - Loose clutch disc
DX 3.50 F,V			 2843.30.00	280 280	17	- Chassis no.: 7774/.... - Chassis no.: 7775/.... - Loose clutch disc
			 2523.30.00	250 250	17	- Chassis no.: 7774/.... - Chassis no.: 7775/.... - Loose clutch disc
DX 3.50 S			 2843.30.00	280 280	17	- Chassis no.: 7780/.... - Chassis no.: 7781/.... - Loose clutch disc
			 2523.30.00	250 250	17	- Chassis no.: 7780/.... - Chassis no.: 7781/.... - Loose clutch disc
DX 3.50 SC			 2843.30.00	280 280	17	- Chassis no.: 7740/.... - Chassis no.: 7744/.... - Loose clutch disc
			 2523.30.00	250 250	17	- Chassis no.: 7740/.... - Chassis no.: 7744/.... - Loose clutch disc
DX 3.50 VC			 2843.30.00	280 280	17	- Chassis no.: 7738/.... - Chassis no.: 7742/.... - Loose clutch disc
			 2523.30.00	250 250	17	- Chassis no.: 7738/.... - Chassis no.: 7742/.... - Loose clutch disc
DX 3.60 SC			 2843.30.00	280 280	17	- Chassis no.: 7763/.... - Chassis no.: 7765/.... - Loose clutch disc
			 2523.30.00	250 250	17	- Chassis no.: 7763/.... - Chassis no.: 7765/.... - Loose clutch disc
DX 3.60 VC			 2843.30.00	280 280	17	- Chassis no.: 7764/.... - Chassis no.: 7766/.... - Loose clutch disc
			 2523.30.00	250 250	17	- Chassis no.: 7764/.... - Chassis no.: 7766/.... - Loose clutch disc
DX 3.65 SC			 2843.30.00	280 280	17	- Loose clutch disc
DX 3.65 VC			 2843.30.00	280 280	17	- Loose clutch disc
DX 3.70 SC,VC DX 3.90 SC,VC			 2843.30.00	280 280	17	- Loose clutch disc
DX 3.70 V,F			 2843.30.00	280 280	17	- Chassis no.: 7776/.... - Chassis no.: 7777/.... - Loose clutch disc
DX 3.80	01.85 -		 2843.30.00	280 280	17	- Loose clutch disc
DX 3.90 F			 2843.30.00	280 280	17	- Chassis no.: 7778/.... - Chassis no.: 7779/.... - Loose clutch disc


Vehicle list

					
---	---	---	---	--	---

MAGIRUS-DEUTZ



DX 3...

DX 3.90 S				2843.30.00	280 17 280	- Chassis no.: 7782/.... - Chassis no.: 7783/.... - Loose clutch disc
-----------	--	--	---	-------------------	----------------------	---





DX 4...

DX 4.10 A				2282.20.00	228 M228KR	- Chassis no.: 7445/0554 - For PTO
DX 4.17 Hopfen				2843.30.00	280 17 280	
DX 4.30				2282.20.00	228 M228KR	- Chassis no.: 7430/0501 - For PTO
DX 4.30 A				2282.20.00	228 M228KR	- Chassis no.: 7431/1401 - For PTO
DX 4.50				2282.20.00	228 M228KR	- Chassis no.: 7432/0405
DX 4.50 A				2282.20.00	228 M228KR	- Chassis no.: 7433/2556
DX 4.70				2282.20.00	228 M228KR	- Chassis no.: 7434/0635 - For PTO
DX 4.70 A				2282.20.00	228 M228KR	- Chassis no.: 7435/2541









DX 5...

DX 5.10				2826.30.00	280 10 280	- Loose clutch disc
---------	--	--	--	-------------------	----------------------	---------------------







INTRAC

2002 2003				2523.30.00	250 17 250	- Loose clutch disc
				2843.30.00	280 17 280	- Loose clutch disc
2004				2523.30.00	250 17 250	- Loose clutch disc
				2843.30.00	280 17 280	- Loose clutch disc





Mot F2

F 2 L 514	01.51 - 12.53			2510.30.00	250 10 250Z	
F 2 L 912				2518.20.00	250 G250	
				2510.30.00	250 10 250Z	
F 2 M 313				2261.20.00	225 K225	
				2270.30.00	225 10 225Z	
F 2 M 414				2261.20.00	225 K225	
				2262.20.00	225 KS225	
				2270.30.00	225 10 225Z	

Mot F3

































F 3 L 514 (45PS)				3134.20.00	310 G310	
				3151.30.00	310 10 310B	
F 3 L 514 (60/65PS)				3130.20.00	310 G310K	
				3155.30.00	310 10 310Z	
F 3 L 812				2518.20.00	250 G250	
F 3 L 912				2510.30.00	250 10 250Z	

Vehicle list

					
---	---	---	---	--	---

MAGIRUS-DEUTZ









Mahdrescher/combine harvester

M 660 M 770				2262.20.00	225 KS225	- GBox: Getrag
				2258.30.00	225 10 225Z	- GBox: Getrag
M 900				2262.20.00	225 KS225	- GBox: 511/47
				2258.30.00	225 10 225Z	- GBox: 511/47
M 909				2262.20.00	225 KS225	
				2257.30.00	225 10 225Z	
M 922 M 1002				2262.20.00	225 KS225	- GBox: 511/47
				2258.30.00	225 10 225Z	- GBox: 511/47
M 1102 M 1202				2858.20.00	280 G280	- GBox: 3MD30
				2812.30.00	280 10 280Z	- GBox: 3MD30
				6905.40.00	KZIS - 3	- GBox: 3MD30
M 1300 Korntankentleerer/corn tank empiter M 1600 Korntankentleerer/corn tank empiter				2262.20.00	225 KS225	
				2258.30.00	225 10 225Z	
M 1320 M 2480 M 2580 M 2680				2858.20.00	280 G280	- GBox: 3MD16
				2812.30.00	280 10 280Z	- GBox: 3MD16
				6905.40.00	KZIS - 3	- GBox: 3MD16
M 1322				2858.20.00	280 G280	- GBox: 3MD16
				2812.30.00	280 10 280Z	- GBox: 3MD16
				6905.40.00	KZIS - 3	- GBox: 3MD16
				3300.20.00	330 GFM330	
				3318.30.00	330 10 330Z	
M 2780				3300.20.00	330 GFM330	- GBox: 3MD16
				3318.30.00	330 10 330Z	- GBox: 3MD16
				6905.40.00	KZIS - 3	- GBox: 3MD16
M 3570				3160.20.00	310 MF310	- GBox: 3MD16
				3156.30.00	310 10 310Z	- GBox: 3MD16
				6905.40.00	KZIS - 3	- GBox: 3MD16
M 3580				3300.20.00	330 GFM330	
				3318.30.00	330 10 330Z	
				6905.40.00	KZIS - 3	
M 1000 M 1200 M 1300				2858.20.00	280 G280	
				2821.30.00	280 10 280GTZ	


















Vehicle list

					
---	---	---	---	--	---


MANITOU

C-Serie						
Interindustrial MB 20/25/26/30,C 25/25C 25/45C 4RM 20/25/26/30,C				2828.20.00	280 H280	
				2839.30.00	280 10 280CB	
J-Serie						
J-Serie				2842.20.00	280 G280	
				2845.30.00	280 13 280GSZ	
Manitool						
Manitool				2842.20.00	280 G280	
				2845.30.00	280 13 280GSZ	
N-Serie						
N-Serie				2842.20.00	280 G280	
				2845.30.00	280 13 280GSZ	

MASSEY FERGUSON

20-194						
20 B/F/H 30E				3001.20.00	250 G300/250K	- This part number includes one clutch disc
				2506.30.00	250 25 HBX250	- For PTO
				3006.30.00	300 10 300BL	- Loose clutch disc
				7801.40.00	KZ - 4	
20 B/E/F/H 30 D/H				3001.20.00	250 G300/250K	- This part number includes one clutch disc
				2506.30.00	250 25 HBX250	- For PTO
				3006.30.00	300 10 300BL	- Loose clutch disc
				7801.40.00	KZ - 4	
30 40 158 /MK III S				3006.30.00	300 10 300BL	- Loose clutch disc
				7801.40.00	KZ - 4	
35/X 135				532.34.100	225 G270/225	- This part number includes one clutch disc
				532.24.250	225 10 225	- For PTO
				532.14.100	270 10 270BL	- Loose clutch disc
				7801.40.00	KZ - 4	
				532.14.200	270 G270/225	
40 B				532.14.100	270 10 270BL	
				7801.40.00	KZ - 4	

Vehicle list



MASSEY FERGUSON

20-194						
50 60 ,S 65 ,S				2815.20.00	225 G225/270	- This part number includes one clutch disc
				532.24.250	225 10 225	- For PTO
				532.14.100	270 10 270BL	- Loose clutch disc
				7801.40.00	KZ - 4	
133				532.34.100	225 G270/225	- Chassis no.: 217333 - Chassis no.: R392075 - This part number includes one clutch disc
				532.24.250	225 10 225	- Chassis no.: 217333 - Chassis no.: R392075 - For PTO
				532.14.100	270 10 270BL	- Chassis no.: 217333 - Chassis no.: R392075 - Loose clutch disc
				7801.40.00	KZ - 4	
				3007.20.00	250 G300/250	- Chassis no.: 217334 - Chassis no.: C275040 - This part number includes one clutch disc
				2505.30.00	250 10 250	- Chassis no.: 217334 - Chassis no.: C275040 - For PTO
				3001.20.00	250 G300/250K	- Chassis no.: 392076 - Chassis no.: C275041 - This part number includes one clutch disc
				2506.30.00	250 25 HBX250	- Chassis no.: 392076 - Chassis no.: C275041 - For PTO
133 Made in France 140 Made in France 148 Made in GB 155				3007.20.00	250 G300/250	- This part number includes one clutch disc
				2505.30.00	250 10 250	- For PTO
				3006.30.00	300 10 300BL	- Loose clutch disc
				7801.40.00	KZ - 4	
135 Made in France				532.34.100	225 G270/225	- Chassis no.: 382042 - This part number includes one clutch disc
				532.24.250	225 10 225	- Chassis no.: 382042 - For PTO
				532.14.100	270 10 270BL	- Chassis no.: 382042 - Loose clutch disc
				3007.20.00	250 G300/250	- This part number includes one clutch disc
				2505.30.00	250 10 250	- To chassis no.: - For PTO
				3001.20.00	250 G300/250K	- Chassis no.: 382043 - This part number includes one clutch disc
				2506.30.00	250 25 HBX250	- Chassis no.: 382043 - For PTO
				3006.30.00	300 10 300BL	- Chassis no.: 382043 - Loose clutch disc
			7801.40.00	KZ - 4		






Vehicle list




































MASSEY FERGUSON

20-194					
135 Made in GB			532.34.100	225 G270/225	- Chassis no.: 121069 - This part number includes one clutch disc
			532.24.250	225 10 225	- Chassis no.: 121069 - For PTO
			532.14.100	270 10 270BL	- Loose clutch disc
			3001.20.00	250 G300/250K	- Chassis no.: 439191 - This part number includes one clutch disc
			2506.30.00	250 25 HBX250	- Chassis no.: 439191 - For PTO
			3007.20.00	250 G300/250	- Chassis no.: 121070 - Chassis no.: 439190 - This part number includes one clutch disc
			2505.30.00	250 10 250	- Chassis no.: 121070 - Chassis no.: 439190 - For PTO
			3006.30.00	300 10 300BL	- Chassis no.: 121070 - Chassis no.: 439190 - Chassis no.: 439191
			7801.40.00	KZ - 4	
135 Standard, Multipower			532.34.100	225 G270/225	- Chassis no.: 273718 - This part number includes one clutch disc
			532.14.100	270 10 270BL	- Chassis no.: 273718 - Loose clutch disc
			7801.40.00	KZ - 4	
135 Weinberg/ Vineyard			3007.20.00	250 G300/250	- Chassis no.: C275040 - This part number includes one clutch disc
			3001.20.00	250 G300/250K	- Chassis no.: C275041 - This part number includes one clutch disc
			3006.30.00	300 10 300BL	- Loose clutch disc
			7801.40.00	KZ - 4	
140			532.34.100	225 G270/225	- To chassis no.: 382042 - This part number includes one clutch disc
			532.24.250	225 10 225	- To chassis no.: 382042 - For PTO
			532.14.100	270 10 270BL	- To chassis no.: 382042 - Loose clutch disc
			3001.20.00	250 G300/250K	- From chassis no.: 382043 - This part number includes one clutch disc
			2506.30.00	250 25 HBX250	- From chassis no.: 382043 - For PTO
			3006.30.00	300 10 300BL	- From chassis no.: 382043 - Loose clutch disc
			7801.40.00	KZ - 4	
145			532.34.100	225 G270/225	- This part number includes one clutch disc
			532.24.250	225 10 225	- For PTO
			532.14.100	270 10 270BL	- Loose clutch disc
			7801.40.00	KZ - 4	


Vehicle list

				 Parameter	
---	---	---	---	---	---

MASSEY FERGUSON

20-194						
148				3007.20.00	250 G300/250	- To chassis no.: C190070 - This part number includes one clutch disc
				2505.30.00	250 10 250	- To chassis no.: C190070 - For PTO
				3001.20.00	250 G300/250K	- From chassis no.: C190071 - This part number includes one clutch disc
				2506.30.00	250 25 HBX250	- From engine no.: C190071 - For PTO
				3006.30.00	300 10 300BL	- Loose clutch disc
				7801.40.00	KZ - 4	
148 Made in France				3007.20.00	250 G300/250	- To chassis no.: R389027 - This part number includes one clutch disc
				2505.30.00	250 10 250	- To chassis no.: R389027 - For PTO
				3001.20.00	250 G300/250K	- From chassis no.: R389028 - This part number includes one clutch disc
				2506.30.00	250 25 HBX250	- From chassis no.: R389028 - For PTO
				3006.30.00	300 10 300BL	- Loose clutch disc
				7801.40.00	KZ - 4	
152				3007.20.00	250 G300/250	- To chassis no.: C247092 - This part number includes one clutch disc
				2505.30.00	250 10 250	- To chassis no.: C247092 - For PTO
				3001.20.00	250 G300/250K	- From chassis no.: C247093 - This part number includes one clutch disc
				2506.30.00	250 25 HBX250	- From chassis no.: C247093 - For PTO
				3006.30.00	300 10 300BL	- Loose clutch disc
				7801.40.00	KZ - 4	
152 P3				3001.20.00	250 G300/250K	- This part number includes one clutch disc
				2506.30.00	250 25 HBX250	- For PTO
				3006.30.00	300 10 300BL	- Loose clutch disc
				7801.40.00	KZ - 4	
157				3006.30.00	300 10 300BL	- Loose clutch disc
158				3007.20.00	250 G300/250	- This part number includes one clutch disc
				2505.30.00	250 10 250	- For PTO
				3001.20.00	250 G300/250K	- This part number includes one clutch disc
				2506.30.00	250 25 HBX250	- For PTO
				3006.30.00	300 10 300BL	- Loose clutch disc
				7801.40.00	KZ - 4	
165 Made in France				3004.20.00	250 G300/250K	- This part number includes one clutch disc
168 Made in France				2506.30.00	250 25 HBX250	- For PTO
185 Made in France				3006.30.00	300 10 300BL	- Loose clutch disc
188				7801.40.00	KZ - 4	


Vehicle list



MASSEY FERGUSON

20-194						
165 Made in GB				2815.20.00	225 G225/270	- To chassis no.: 564618 - This part number includes one clutch disc
				532.24.250	225 10 225	- To chassis no.: 564618 - For PTO
				532.14.100	270 10 270BL	- To chassis no.: 564618 - Loose clutch disc
				7801.40.00	KZ - 4	- Chassis no.: 564618
165 MK2 Multipower				2815.20.00	225 G225/270	- To chassis no.: 486848 - This part number includes one clutch disc
				532.24.250	225 10 225	- To chassis no.: 486848 - For PTO
				532.14.100	270 10 270BL	- To chassis no.: 486848 - Loose clutch disc
				3007.20.00	250 G300/250	- From chassis no.: 486849 - This part number includes one clutch disc
				2505.30.00	250 10 250	- From chassis no.: - For PTO
				3006.30.00	300 10 300BL	- From chassis no.: 486849 - Loose clutch disc
				7801.40.00	KZ - 4	
165 MK2 Standard				2815.20.00	225 G225/270	- To chassis no.: 669500 - This part number includes one clutch disc
				532.24.250	225 10 225	- To chassis no.: 669500 - For PTO
				532.14.100	270 10 270BL	- To chassis no.: 669500 - Loose clutch disc
				3007.20.00	250 G300/250	- From chassis no.: 669501 - This part number includes one clutch disc
				2505.30.00	250 10 250	- From chassis no.: 669501 - For PTO
				3006.30.00	300 10 300BL	- From chassis no.: 669501 - Loose clutch disc
				7801.40.00	KZ - 4	
168				3004.20.00	250 G300/250K	- This part number includes one clutch disc
				2506.30.00	250 25 HBX250	- For PTO
				3006.30.00	300 10 300BL	- Loose clutch disc
				2815.20.00	225 G225/270	- This part number includes one clutch disc
				532.24.250	225 10 225	- For PTO
				532.14.100	270 10 270BL	- Loose clutch disc
				7801.40.00	KZ - 4	
168 Made in GB				3006.30.00	300 10 300BL	- Chassis no.: 255118 - Loose clutch disc
				7801.40.00	KZ - 4	- Chassis no.: 255118
175 177 178				532.14.100	270 10 270BL	- To chassis no.: 729573 - Loose clutch disc
				3006.30.00	300 10 300BL	- From chassis no.: 729574 - Loose clutch disc
				7801.40.00	KZ - 4	






Vehicle list

































MASSEY FERGUSON

20-194						
185 Made in GB 188 Made in GB				3004.20.00	250 G300/250K	- Chassis no.: 317619 - This part number includes one clutch disc
				2506.30.00	250 25 HBX250	- For PTO
				3006.30.00	300 10 300BL	- Loose clutch disc
				7801.40.00	KZ - 4	
187				2261.20.00	225 K225	
				2267.30.00	225 10 225Z	
203-298						
203 205				532.34.100	225 G270/225	- This part number includes one clutch disc
				532.24.250	225 10 225	- For PTO
				532.14.100	270 10 270BL	- Loose clutch disc
				7801.40.00	KZ - 4	
230 235 240 245 250 255				3001.20.00	250 G300/250K	- This part number includes one clutch disc
				2506.30.00	250 25 HBX250	- For PTO
				3006.30.00	300 10 300BL	- Loose clutch disc
				7801.40.00	KZ - 4	
260 265				3006.30.00	300 10 300BL	
				7801.40.00	KZ - 4	
261				3001.20.00	250 G300/250K	- This part number includes one clutch disc
				2506.30.00	250 25 HBX250	- For PTO
				7801.40.00	KZ - 4	
275				3007.20.00	250 G300/250	- This part number includes one clutch disc
				3006.30.00	300 10 300BL	- Loose clutch disc
				7801.40.00	KZ - 4	
				2505.30.00	250 10 250	- For PTO
285 290				3004.20.00	250 G300/250K	- This part number includes one clutch disc
				2506.30.00	250 25 HBX250	- For PTO
				3006.30.00	300 10 300BL	- Loose clutch disc
				7801.40.00	KZ - 4	
307-399						
307				2261.20.00	225 K225	
				2267.30.00	225 10 225Z	





Vehicle list

					
---	---	---	---	--	---

MASSEY FERGUSON












307-399					
340		3001.20.00	250 G300/250K	- This part number includes one clutch disc	
		2506.30.00	250 25 HBX250	- For PTO	
		3006.30.00	300 10 300BL	- Loose clutch disc	
		7801.40.00	KZ - 4		
342		3001.20.00	250 G300/250K	- This part number includes one clutch disc	
		2506.30.00	250 25 HBX250	- For PTO	
		3006.30.00	300 10 300BL	- Loose clutch disc	
		7801.40.00	KZ - 4		
350		3001.20.00	250 G300/250K	- This part number includes one clutch disc	
		2506.30.00	250 25 HBX250	- For PTO	
		7801.40.00	KZ - 4		
387		2260.20.00	225 KS225		
		2267.30.00	225 10 225Z		
390		3004.20.00	250 G300/250K	- This part number includes one clutch disc	
		2506.30.00	250 25 HBX250	- For PTO	
		7801.40.00	KZ - 4		
407-1134					
407		2260.20.00	225 KS225		
		2267.30.00	225 10 225Z		
500		3007.20.00	250 G300/250	- This part number includes one clutch disc	
		2505.30.00	250 10 250	- For PTO	
		3006.30.00	300 10 300BL	- Loose clutch disc	
		7801.40.00	KZ - 4		
550		3001.20.00	250 G300/250K	- To chassis no.: V39420 - This part number includes one clutch disc	
		2506.30.00	250 25 HBX250	- To chassis no.: V39420 - For PTO	
		3006.30.00	300 10 300BL	- To chassis no.: V39420 - Loose clutch disc	
		7801.40.00	KZ - 4	- Chassis no.: V39420	
560		3006.30.00	300 10 300BL	- Loose clutch disc	
		7801.40.00	KZ - 4		
565 575 675		3006.30.00	300 10 300BL	- Loose clutch disc	
		7801.40.00	KZ - 4		

Vehicle list







				 Parameter	
---	---	---	---	---	---

MASSEY FERGUSON










407-1134

590 690			 3004.20.00	250 G300/250K	- This part number includes one clutch disc
			 2506.30.00	250 25 HBX250	- For PTO
			 3006.30.00	300 10 300BL	
			 7801.40.00	KZ - 4	
685			 3006.30.00	300 10 300BL	- Loose clutch disc
			 7801.40.00	KZ - 4	
685 ,S			 2261.20.00	225 K225	
			 2256.30.00	225 10 225Z	
765			 2815.20.00	225 G225/270	- This part number includes one clutch disc
			 532.24.250	225 10 225	- For PTO
			 7801.40.00	KZ - 4	






2135-3690

2135 3303			 532.14.200	270 G270/225	
			 7801.40.00	KZ - 4	
2200			 532.34.100	225 G270/225	- This part number includes one clutch disc
			 532.24.250	225 10 225	- For PTO
			 532.14.100	270 10 270BL	- Loose clutch disc
			 7801.40.00	KZ - 4	

16-507 (combine harvester)



16 20 25 330 430			 2262.20.00	225 KS225	
			 2258.30.00	225 10 225Z	
86 87			 2261.20.00	225 K225	
			 2256.30.00	225 10 225Z	
307 206 187 186			 2261.20.00	225 K225	
			 2260.20.00	225 KS225	
			 2267.30.00	225 10 225Z	
507 506 487 440 240			 2260.20.00	225 KS225	
			 2267.30.00	225 10 225Z	

Vehicle list

					
---	---	---	---	--	---



MTZ-BELORUS

MTZ-Belorus

MTZ 60 Super				3252.30.00	325 12 325CB	
MTZ 52 Super				3403.30.00	340 12 340CB	




RADOE DAKIC

Radoe Dakic

Bager 400				2803.20.00	280 G280	
				2802.30.00	280 10 280BHZ	

RENAULT AGRICULTURE




58..-series

58-12 (R3111)				2848.30.00	280 13 280	- Loose clutch disc
58-14 (R3112)						
58-32 (R3112)				2848.30.00	280 13 280	- Loose clutch disc
58-34 (R3112)				3153.30.00	310 13 310	- Loose clutch disc





61..-series

61-12 (R7711)				2848.30.00	280 13 280	- Loose clutch disc
61-14 (R7712)						


65..-series

65-12 (R7711)				2848.30.00	280 13 280	- Loose clutch disc
65-12 LS (R3121)						
65-14 (R7712)						
65-14 LS (R3122)						
65-32 (R3121)						
65-34 (R3122)				3153.30.00	310 13 310	- Loose clutch disc
				2848.30.00	280 13 280	- Loose clutch disc





68..-series

68-12 (R7721)				3153.30.00	310 13 310	- Chassis no.: 70592 - Loose clutch disc
				2848.30.00	280 13 280	- Chassis no.: 70593 - Loose clutch disc
68-14 (R7722)				3153.30.00	310 13 310	- Chassis no.: 70753 - Loose clutch disc
				2848.30.00	280 13 280	- Chassis no.: 70754 - Loose clutch disc

70..-series

70-12 (R3131)				2848.30.00	280 13 280	- Loose clutch disc
70-14 (R3132)						
70-32 PA (R3131)						
70-34 PA (R3132)						

75..-series

75-12 (R3441,7731)				2848.30.00	280 13 280	- Chassis no.: 71193 - Loose clutch disc
75-12 (R7731)				3153.30.00	310 13 310	- Chassis no.: 71192 - Loose clutch disc
75-12 LS (R3141)				3153.30.00	310 13 310	- Loose clutch disc
75-14 LS (R3142)						
75-14 (R7732)				3153.30.00	310 13 310	- Chassis no.: 72783 - Loose clutch disc






Vehicle list



RENAULT AGRICULTURE

















75..-series						
75-14 (R3142,7732)				2848.30.00	280 280	13 - Chassis no.: 72784 - Loose clutch disc
75-32 (R3141)				2848.30.00	280 280	13 - Chassis no.: C1232 - Loose clutch disc
				3153.30.00	310 310	13 - Chassis no.: C1233 - Loose clutch disc
75-32 (R7721)				2848.30.00	280 280	13 - Chassis no.: 71309 - Loose clutch disc
				3153.30.00	310 310	13 - Chassis no.: 71310 - Loose clutch disc
75-34 (R3142)				2848.30.00	280 280	13 - Chassis no.: C2614 - Loose clutch disc
				3153.30.00	310 310	13 - Chassis no.: C2615 - Loose clutch disc
75-34 (R7722)				2848.30.00	280 280	13 - Chassis no.: 71976 - Loose clutch disc
				3153.30.00	310 310	13 - Chassis no.: 71977 - Loose clutch disc
77..-series						
77-12 (R7721)				3153.30.00	310 310	13 - Chassis no.: 70592 - Loose clutch disc
				2848.30.00	280 280	13 - Chassis no.: 70593 - Loose clutch disc
77-14 (R7722)				3153.30.00	310 310	13 - Chassis no.: 70753 - Loose clutch disc
				2848.30.00	280 280	13 - Chassis no.: 70754 - Loose clutch disc
80..-series						
80-12 (R3151)				3153.30.00	310 310	13 - Loose clutch disc
80-14 (R3152)				3153.30.00	310 310	13 - Chassis no.: 71192 - Loose clutch disc
80-12 (R7731)				3153.30.00	310 310	13 - Chassis no.: 71192 - Loose clutch disc
80-12 (R3152,7731)				2848.30.00	280 280	13 - Chassis no.: 71193 - Loose clutch disc
80-12 (R7761)				3151.30.00	310 310B	10 - Chassis no.: 70236 - Loose clutch disc
				2848.30.00	280 280	13 - Chassis no.: 70237 - Loose clutch disc
80-14 (R7732)				3153.30.00	310 310	13 - Chassis no.: 72783 - Loose clutch disc
80-14 (R3152,7732)				2848.30.00	280 280	13 - Chassis no.: 72784 - Loose clutch disc
80-14 (R7762)				3153.30.00	310 310	13 - Chassis no.: 70940 - Chassis no.: 70941 - Loose clutch disc
80-32 (R3151)				2848.30.00	280 280	13 - Chassis no.: C0306 - Loose clutch disc
				3153.30.00	310 310	13 - Chassis no.: C0307 - Loose clutch disc
80-34 (R3152)				2848.30.00	280 280	13 - Chassis no.: C0860 - This part number includes one clutch disc
				3153.30.00	310 310	13 - Chassis no.: C0861 - Loose clutch disc
85..-series						
85-12 (R3161)				3153.30.00	310 310	13 - Chassis no.: 61C714 - Chassis no.: 61C249 - Loose clutch disc
				2848.30.00	280 280	13 - Chassis no.: 61C250 - Chassis no.: 713 - Loose clutch disc

Vehicle list






					
---	---	---	---	--	---

RENAULT AGRICULTURE


85..-series

85-12 (R7761)			 3153.30.00	310	13	- Chassis no.: 70236 - Loose clutch disc
			 2848.30.00	280	13	- Chassis no.: 70237 - Loose clutch disc
85-14 (R3162)			 3153.30.00	310	13	- Chassis no.: 62C680 - Loose clutch disc
			 2848.30.00	280	13	- Chassis no.: 62C681 - Chassis no.: 1688
85-14 (R3171,3172)			 3153.30.00	310	13	- Chassis no.: 62C1689 - Loose clutch disc
85-14 (R7762)			 3153.30.00	310	13	- Chassis no.: 70940 - Loose clutch disc
			 2848.30.00	280	13	- Chassis no.: 70941 - Loose clutch disc
85-32 (R3161)			 2848.30.00	280	13	- Chassis no.: C0713 - Loose clutch disc
			 3153.30.00	310	13	- Chassis no.: C0714 - Loose clutch disc
85-32 (R7761)			 2848.30.00	280	13	- Chassis no.: 70603 - Loose clutch disc
			 3153.30.00	310	13	- Chassis no.: 70604 - Loose clutch disc
85-34 (R3162)			 2848.30.00	280	13	- Chassis no.: C1668 - Loose clutch disc
			 3151.30.00	310	10	- Chassis no.: C1669 - Loose clutch disc
85-34 (R7762)			 2848.30.00	280	13	- Chassis no.: 71969 - Loose clutch disc
			 3153.30.00	310	13	- Chassis no.: 71970 - Chassis no.: 71950/51 - Loose clutch disc
85-34 (R9034)			 3153.30.00	310	13	- Loose clutch disc





90..-series

90-32 (R3171)			 3153.30.00	310	13	- Loose clutch disc
90-32 (R7771)			 3153.30.00	310	13	- Loose clutch disc
90-34 (R7771)						
90-32 MA,ME,MS,MX (R3171)			 3153.30.00	310	13	- Loose clutch disc
90-34 (R3172)			 3153.30.00	310	13	- Loose clutch disc
90-34 (R7772)			 3153.30.00	310	13	- Loose clutch disc






Celtis

426 RC / RX	01.03 -			3157.30.00	310	13	- GBox: Revershift
436 RC / RX	01.03 -						
446 RC / RX	01.03 -						
456 RC / RX	01.03 -						

Ceres










65			 2848.30.00	280	13	- Loose clutch disc
70 / X			 2848.30.00	280	13	- Loose clutch disc
75 / X			 2848.30.00	280	13	- Loose clutch disc
			 2849.30.00	280	13	

Vehicle list






					
---	---	---	---	--	---

RENAULT AGRICULTURE





Ceres

85 / X				3153.30.00	310 13 310	- Loose clutch disc
				2849.30.00	280 13 280	
95 / X				3153.30.00	310 13 310	- Loose clutch disc
310				2849.30.00	280 13 280	
				3157.30.00	310 13 310Z	- GBox: Revershift
320 / X				2849.30.00	280 13 280	
				3157.30.00	310 13 310Z	
325 / X				3157.30.00	310 13 310Z	- GBox: Revershift
330 / X						
335 / X						
340 / X				3157.30.00	310 13 310Z	- GBox: Revershift

Cergos




330				2849.30.00	280 13 280	
				3157.30.00	310 13 310Z	- GBox: Revershift
335				3157.30.00	310 13 310Z	- GBox: Revershift
345						
355						
340				3157.30.00	310 13 310Z	- GBox: Revershift
350				3157.30.00	310 13 310Z	- GBox: Revershift

Ergos

85				3157.30.00	310 13 310Z	- GBox: Revershift
90						
100						
110						
95				3153.30.00	310 13 310	- Chassis no.: G0142 - Chassis no.: G0218
				3157.30.00	310 13 310Z	- GBox: Revershift
105				3157.30.00	310 13 310Z	- GBox: Revershift



STORE-FIAT

Store-Fiat





402				2551.20.00	255 GF255/255	- This part number includes one clutch disc
502				2551.30.00	255 14 255	
504				2552.30.00	255 10 255E	- Loose clutch disc

TOMO VINKOVIC




Tomo Vinkovic




TV 002				1901.20.00	190 KS190K	
TV 003				1901.30.00	190 14 190E	
TV 004						




Vehicle list




					
---	---	---	---	--	---


TORPEDO-DEUTZ

TD						
TD 42				2250.20.00	225 GTF225/225	- This part number includes one clutch disc
TD 45				2250.30.00	225 20 225BL	- For PTO
TD 48				2251.30.00	225 17 225N	- Loose clutch disc




D.... CH						
D 4506 CH				2254.20.00	225 GTF225/225	- This part number includes one clutch disc
D 4806 CH				2250.30.00	225 20 225BL	- For PTO
				2251.30.00	225 17 225N	- Loose clutch disc

TD ..						
TD 75				2952.20.00	295 GT295/250	- This part number includes one clutch disc
TD 90				2952.30.00	295 8 295BL	- Only install together
				2502.30.00	250 10 250E	- For PTO - Loose clutch disc





D A						
D 6806				2952.20.00	295 GT295/250	- This part number includes one clutch disc
D 6806 A				2952.30.00	295 8 295BL	- Only install together
D 7006				2502.30.00	250 10 250E	- For PTO - Loose clutch disc
D 7006 A						





RX...						
RX 170				3560.20.00	350 GMF350	- Vehicles with single clutch disc

URSUS


SERIJA C						
C 35				2254.30.00	225 26 225N	
C 355				2807.30.00	280 18 280E	- For PTO
C 360				2808.30.00	280 28 280	- Loose clutch disc
C 365						

ZETOR

3000 - 4000						
3011				2808.30.00	280 28 280	- This part number includes one clutch disc
3045						
3511				2818.30.00	280 16 280	- Loose clutch disc
3545						
3320 / 3321				2808.30.00	280 28 280	- This part number includes one clutch disc
3340 / 3341				3158.30.00	310 18 310	- Loose clutch disc

4000 - 5000						
4320 / 4321				2808.30.00	280 28 280	- This part number includes one clutch disc
4340 / 4341				3158.30.00	310 18 310	- Loose clutch disc
4712				2808.30.00	280 28 280	- This part number includes one clutch disc
4718						
4911				2818.30.00	280 16 280	- Loose clutch disc

Vehicle list



ZETOR

5000 - 6000

5011				2808.30.00	280 280	28	- This part number includes one clutch disc
				2818.30.00	280 280	16	- Loose clutch disc
				3158.30.00	310 310	18	- Loose clutch disc
5211				2808.30.00	280 280	28	- This part number includes one clutch disc
5245							
5213				2807.30.00	280 280E	18	- Loose clutch disc
5243							
5511				3158.30.00	310 310	18	- Loose clutch disc
5545							
5611							
5645							
5647							
5711							
5718							
5745							
5748							
5911							
5945							
5320 / 5321				2808.30.00	280 280	28	- This part number includes one clutch disc
5340 / HORAL							
5341				3158.30.00	310 310	18	- Loose clutch disc

6000 - 7000

6011				2808.30.00	280 280	28	- This part number includes one clutch disc
6045							
6211				2807.30.00	280 280E	18	- Loose clutch disc
6245				3158.30.00	310 310	18	- Loose clutch disc
6320 / 6321				2808.30.00	280 280	28	- This part number includes one clutch disc
6340 / 6341				3158.30.00	310 310	18	- Loose clutch disc
6711				2808.30.00	280 280	28	- This part number includes one clutch disc
6718							
6745				2807.30.00	280 280E	18	- Loose clutch disc
6748							
6911							
6945							

7000 - 8000


7011				2808.30.00	280 280	28	- This part number includes one clutch disc
7045							
7211				2807.30.00	280 280E	18	- Loose clutch disc
7245							
7711				3158.30.00	310 310	18	- Loose clutch disc
7745							
7320 T / 7321				2808.30.00	280 280	28	- This part number includes one clutch disc
7340 T / 7341				3158.30.00	310 310	18	- Loose clutch disc
7520				3255.30.00	327 327	18	- Loose clutch disc
7540							

Vehicle list

			  		  Parameter	
---	---	---	---	---	---	---






ZETOR

8000 - 10000

8011 8045 8520 8540 8620 8621 8640 8641 9540 10520 10540				3255.30.00	327 18 327	- Loose clutch disc
--	--	--	---	-------------------	----------------------	---------------------

ZMAJ-BEOGRAD

KOMBAJN

131 132 133				2269.20.00	228 M228KR	
135				2269.30.00	225 10 225Z	
190				2269.20.00	228 M228KR	
				22810.30.00	228 10 228GSBL	
				2511.30.00	250 10 250Z	

Arithmetical list

Reference	Parameter	Hub profile	Manufacturer	Page		
1603.20.00	MF160K		IMT-KNJAZEVC	8		
1609.20.00	MF160		LABIN-PROGRES	9		
1609.30.00	160E	15,6X19,3X3	LABIN-PROGRES	9		
1618.30.00	160 E	20x17-12N	IMT-KNJAZEVC	8		
1901.20.00	KS190K		TOMO VINKOVIC	27		
1901.30.00	190E	30X26-14Z	TOMO VINKOVIC	27		
21522.30.00	215CE	30X26-10Z	AGROMEHANIKA	1		
2250.20.00	GTF225/225		MAGIRUS-DEUTZ	10		
			TORPEDO-DEUTZ	28		
2250.30.00	225BL	A40X36	MAGIRUS-DEUTZ	10	12	
			TORPEDO-DEUTZ	28		
2251.30.00	225N	A32X28	MAGIRUS-DEUTZ	10	12	
			TORPEDO-DEUTZ	28		
2254.20.00	GTF225/225		MAGIRUS-DEUTZ	10	12	
			TORPEDO-DEUTZ	28		
2254.30.00	225N	40X1,5-26Z	URSUS	28		
2256.30.00	225Z	26x32x4-10N	EICHER	2	3	4
			MASSEY FERGUSON	23		
2257.30.00	225Z	23x29-10N	CLAAS	1		
			EICHER	3	4	
			FENDT	5	6	
			MAGIRUS-DEUTZ	15		
2258.30.00	225Z	23x29-10N	MAGIRUS-DEUTZ	15		
			MASSEY FERGUSON	23		
2260.20.00	KS225		MAGIRUS-DEUTZ	10		
			MASSEY FERGUSON	22	23	
2261.20.00	K225		EICHER	3		
			FENDT	5	6	
			MAGIRUS-DEUTZ	9	13	
			MASSEY FERGUSON	21	23	
2262.20.00	KS225		CLAAS	1		
			EICHER	2	3	4
			FENDT	5	6	
			HAAS	6		
			MAGIRUS-DEUTZ	10	13	15
MASSEY FERGUSON	23					
2267.30.00	225Z	28x35-10N	MASSEY FERGUSON	21	22	23
2269.20.00	M228KR		ZMAJ-BEOGRAD	30		
2269.30.00	225Z	A10X23X29X4	ZMAJ-BEOGRAD	30		
2270.30.00	225Z	1 1/4"-10N	EICHER	2		
			FENDT	5	6	
			HAAS	6		
			MAGIRUS-DEUTZ	9	10	13
22810.30.00	228GSBL	23X29-10Z	ZMAJ-BEOGRAD	30		
2282.20.00	M228KR		MAGIRUS-DEUTZ	11	12	13
2502.30.00	250E	26X32X-10Z	MAGIRUS-DEUTZ	11		
			TORPEDO-DEUTZ	28		
2505.30.00	250	1 3/4"-10Z	IMT-BEOGRAD-MASSEY FERGUSON	7	8	
			MASSEY FERGUSON	17	18	19
				20	21	22

Arithmetical list

Reference	Parameter	Hub profile	Manufacturer	Page		
2506.30.00	HBX250	38X41-25Z	MASSEY FERGUSON	16 19 22	17 20 23	18 21
2509.30.00	250Z	23X29-10Z	MAGIRUS-DEUTZ	10		
2510.30.00	250Z	26x32-10	EICHER FENDT MAGIRUS-DEUTZ	3 5 9	10	13
2511.30.00	250Z	A26X30X4-10N	ZMAJ-BEOGRAD	30		
2517.20.00	G250K		MAGIRUS-DEUTZ	10		
2517.30.00	250	1 1/8"-10Z	DAVID BROWN	2		
2518.20.00	G250		EICHER MAGIRUS-DEUTZ	3 10	4	13
2518.30.00	250GSZ	26X32-10Z	EICHER JOHN DEERE	4 9		
2520.20.00	G250		MAGIRUS-DEUTZ	10		
2521.20.00	G250		MAGIRUS-DEUTZ	9		
2523.20.00	G250		CLAAS JOHN DEERE	1 9	2	
2523.30.00	250	28x32-17N	CLAAS MAGIRUS-DEUTZ	1 9 12	10 13	11
2524.20.00	G250		FENDT	5		
2524.30.00	250Z	1 1/8"-10N	EICHER	3		
2528.30.00	250BHZX	26X32-10Z	FORD NEW HOLLAND	6		
2551.20.00	GF255/255		STORE-FIAT	27		
2551.30.00	255	35X40-14Z	STORE-FIAT	27		
2552.30.00	255E	19X22-10Z	STORE-FIAT	27		
2703.20.00	GF270/270		IMR-BEOGRAD	7		
2704.20.00	GF270/270		IMR-BEOGRAD	7		
2705.20.00	GF270/270		IMR-BEOGRAD	7		
2705.30.00	270	20,6X25,8-10Z	IMR-BEOGRAD	7		
2706.20.00	GF270/270		IMR-BEOGRAD	7		
2706.30.00	270CE	A48X44	IMR-BEOGRAD	7		
2706.40.00	KZ-1		IMR-BEOGRAD	7		
2711.30.00	270CE	A48X44	IMR-BEOGRAD	7		
2712.30.00	270CE	46X56-10Z	IMR-BEOGRAD	7		
2801.20.00	G280		INDOS	8		
2802.20.00	G280		EICHER MAGIRUS-DEUTZ	4 10		
2802.30.00	280BHZ	32X40-10	INDOS RADOE DAKIC	8 24		
2803.20.00	G280		INDOS RADOE DAKIC	8 24		
2807.30.00	280E	28X1,5-18Z	URSUS ZETOR	28 29		
2808.30.00	280	45X1,5-28Z	URSUS ZETOR	28 28	29	
2812.30.00	280Z	28X35X4-10	MAGIRUS-DEUTZ	15		
2815.20.00	G225/270	225/ 1 3/4"-10N	MASSEY FERGUSON	17	20	23
2818.30.00	280	22x25-16N	ZETOR	28	29	

Arithmetical list

Reference	Parameter	Hub profile	Manufacturer	Page
2821.30.00	280GTZ	32X40-10	MAGIRUS-DEUTZ	15
2826.30.00	280	26x32-10N	MAGIRUS-DEUTZ	13
2828.20.00	H280		MANITOU	16
2834.30.00	280	1 1/8"-10Z	DAVID BROWN	2
2835.30.00	280BL	1 3/4-10Z	DAVID BROWN	2
2836.30.00	280CBL	1 1/8"-10Z	INTERNATIONAL HARVESTER	8
2839.30.00	280CB	1 1/8"-10N	MANITOU	16
2842.20.00	G280		CLAAS	1
			HAAS	6
			MANITOU	16
2843.20.00	G280		CLAAS	1
2843.30.00	280	28x32-17N	MAGIRUS-DEUTZ	9 13
2844.30.00	280Z	1 1/2"-10N	EICHER	4
2845.30.00	280GSZ	22x25-13N	MANITOU	16
2848.30.00	280	22x25-13N	RENAULT AGRICULTURE	24 25 26
2849.30.00	280	22x25-13N	RENAULT AGRICULTURE	26 27
2858.20.00	G280		MAGIRUS-DEUTZ	15
2951.20.00	DOT250/295	295/36x42-8N	MAGIRUS-DEUTZ	11
2952.20.00	GT295/250		MAGIRUS-DEUTZ	11
			TORPEDO-DEUTZ	28
2952.30.00	295BL	36X42-8Z	MAGIRUS-DEUTZ	11
			TORPEDO-DEUTZ	28
3001.20.00	G300/250K		MASSEY FERGUSON	16 17 18 19 21 22
3004.20.00	G300/250K		MASSEY FERGUSON	19 20 21 22 23
3005.20.00	G300/250		IMT-BEOGRAD-MASSEY FERGUSON	8
3005.30.00	300BL	1 1/8"-10Z	IMT-BEOGRAD-MASSEY FERGUSON	7
3006.20.00	G300/250		IMT-BEOGRAD-MASSEY FERGUSON	8
3006.30.00	300BL	1 1/8"-10Z	IMT-BEOGRAD-MASSEY FERGUSON	8
			MASSEY FERGUSON	16 17 18 19 20 21 22 23
3007.20.00	G300/250		IMT-BEOGRAD-MASSEY FERGUSON	7
			MASSEY FERGUSON	17 18 19 20 21 22
3107.20.00	GF310K		FORD NEW HOLLAND	6
3120.30.00	310Z	1 3/8"-10N	FORD NEW HOLLAND	6
3130.20.00	G310K		FENDT	5
			MAGIRUS-DEUTZ	13
3131.20.00	G310		EICHER	2 3
			MAGIRUS-DEUTZ	10
3133.20.00	G310		FENDT	5
3134.20.00	G310		MAGIRUS-DEUTZ	13
3151.30.00	310B	28x35-10N	EICHER	2 3
			MAGIRUS-DEUTZ	13
			RENAULT AGRICULTURE	25 26
3152.30.00	310B	26x32-10N	FENDT	5
3153.30.00	310	21,5x25-13N	RENAULT AGRICULTURE	24 25 26 27
3155.30.00	310Z	32X40-10	MAGIRUS-DEUTZ	10 13

Arithmetical list

Reference	Parameter	Hub profile	Manufacturer	Page
3156.30.00	310Z	28X35-10	MAGIRUS-DEUTZ	15
3157.30.00	310Z	21,7x25-13N	RENAULT AGRICULTURE	26 27
3158.30.00	310	25x28-18N	ZETOR	28 29
3160.20.00	MF310		JOHN DEERE	9
			MAGIRUS-DEUTZ	15
3163.20.00	MF310		CLAAS	1
3170.20.00	MF 310		FORD NEW HOLLAND	6
3252.30.00	325CB	30X35-12Z	MTZ-BELORUS	24
3255.30.00	327	27x30-18N	ZETOR	29 30
3300.20.00	GFM330		EICHER	4
			JOHN DEERE	9
			MAGIRUS-DEUTZ	15
3318.30.00	330Z	28x35-10N	MAGIRUS-DEUTZ	15
3403.30.00	340CB	30X35-12Z	MTZ-BELORUS	24
3503.20.00	G350KR		IMR-BEOGRAD	7
3505.20.00	G350KR		MAGIRUS-DEUTZ	11
3508.20.00	G350		FENDT	5
3518.30.00	350GSZ	A48X44	EICHER	4
			IMR-BEOGRAD	7
3520.20.00	GF350KR		FORD NEW HOLLAND	6
3551.30.00	350B	1 3/8"-10N	FORD NEW HOLLAND	6
3560.20.00	GMF350		EICHER	4
			TORPEDO-DEUTZ	28
3565.20.00	GMF350		EICHER	4
3804.20.00	G380KR		MAGIRUS-DEUTZ	11
3886.10.00	GF2 380		IMT-BEOGRAD-MASSEY FERGUSON	8
3886.20.00	GF2 380		IMT-BEOGRAD-MASSEY FERGUSON	8
4201.20.00	G420KR		IMT-BEOGRAD-MASSEY FERGUSON	8
4212.20.00	G420KR		IMT-BEOGRAD-MASSEY FERGUSON	8
4233.20.00	GF420KR		IMT-BEOGRAD-MASSEY FERGUSON	8
4233.30.00	420/210GSZ	1 3/4"-10Z	IMT-BEOGRAD-MASSEY FERGUSON	8
4337.60.00	MFZ430		IMT-KNJAZEVAČ	8
532.14.100	270BL	1 1/8"-10Z	IMT-BEOGRAD-MASSEY FERGUSON	7
			MASSEY FERGUSON	16 17 18 20 21 23
532.14.200	G270/225		IMT-BEOGRAD-MASSEY FERGUSON	7
			MASSEY FERGUSON	16 23
532.24.250	225	1 3/4"-10Z	IMT-BEOGRAD-MASSEY FERGUSON	7
			MASSEY FERGUSON	16 17 18 20 21 23
532.34.100	G270/225		IMT-BEOGRAD-MASSEY FERGUSON	7
			MASSEY FERGUSON	16 17 18 21 23
560.04.100	300BL	1 1/8"-10Z	IMT-BEOGRAD-MASSEY FERGUSON	7
6505.40.00	KZI - 4,5		IMT-BEOGRAD-MASSEY FERGUSON	8
6905.40.00	KZIS - 3		MAGIRUS-DEUTZ	15
7801.40.00	KZ - 4		IMT-BEOGRAD-MASSEY FERGUSON	7 8
			MASSEY FERGUSON	16 17 18 19 20 21 22 23

Arithmetical list

Reference	Parameter	Hub profile	Manufacturer	Page
8505.40.00	KZI - 4,5		CLAAS	1
			FENDT	5
8600.40.00	KZ - 4		IMT-BEOGRAD-MASSEY FERGUSON	7 8

Cross reference list

OEM reference	RUEN reference	Parameter
---------------	----------------	-----------

CLAAS

0643 605.1	2843.20.00	G280
0679 995.0	2842.20.00	G280
631 884.0	2523.20.00	G250
712 611.0	2262.20.00	KS225
712 612.0	2257.30.00	225Z

DAF

160795	3107.20.00	GF310K
509 247	3560.20.00	GMF350

DAVID BROWN

K89322	2517.30.00	250
K915.827	2834.30.00	280
K957.254	2835.30.00	280BL

EICHER

175 522.M91	2802.20.00	G280
3140 570.M1	3518.30.00	350GSZ
3141 909.M1	3300.20.00	GFM330
706 574	2270.30.00	225Z
706 992	2261.20.00	K225
707 465	2262.20.00	KS225
707 652	2518.20.00	G250
707 829	3131.20.00	G310
707 840	2262.20.00	KS225
708 750	2257.30.00	225Z
708 772	2256.30.00	225Z

FENDT

E 285.100.103.050	3508.20.00	G350
F 015.100.100.230	2262.20.00	KS225
F 025.100.100.180	2270.30.00	225Z
F 131.100.100.010	2261.20.00	K225
F 131.100.100.020	2257.30.00	225Z
F 181.10.101.040	3130.20.00	G310K
F 181.100.100.060	3133.20.00	G310
X 805.230.052	2524.20.00	G250
X 805.230.103.010	2510.30.00	250Z
Z 178.100.420.010	3152.30.00	310B

FORD NEW HOLLAND

4044 70 69	3170.20.00	MF 310
4045 02 48	3520.20.00	GF350KR
4107 05	3107.20.00	GF310K
9224 46	3551.30.00	350B
9410 704	3120.30.00	310Z

IMR-BEOGRAD

707 644	2802.30.00	280BHZ
800 196	2802.20.00	G280
813 547	3518.30.00	350GSZ
815 643	2802.20.00	G280
821 323	2706.40.00	KZ-1
821322	2705.30.00	270
821324	2706.20.00	GF270/270
822036	2712.30.00	270CE
823 599	3503.20.00	G350KR
824063	2705.20.00	GF270/270
824085	2706.30.00	270CE
824087	2703.20.00	GF270/270
842084	2704.20.00	GF270/270

OEM reference	RUEN reference	Parameter
---------------	----------------	-----------

IMT-BEOGRAD-MASSEY FERGUSON

514 00 250	4233.30.00	420/210GSZ
514 00 260	4201.20.00	G420KR
514 00 380	4212.20.00	G420KR
514 00 420	3886.10.00	GF2 380
514 00 470	3006.30.00	300BL
514 00 480	3005.20.00	G300/250
514 00 680	2505.30.00	250
532 14 200	532.14.200	G270/225
532 24 250	532.24.250	225
560 04 100	560.04.100	300BL
MF 1851 651 M91	532.34.100	G270/225

IMT-KNJAZEVAČ

S39	7801.40.00	KZ - 4
-----	------------	--------

INDOS

000 24 75	2803.20.00	G280
190 00J	2801.20.00	G280
203 10 33	2802.30.00	280BHZ
8751-52-01.30	2802.20.00	G280

INTERNATIONAL HARVESTER

304 8529.R91	2836.30.00	280CBL
--------------	------------	--------

IVECO

127 8622	3804.20.00	G380KR
190.00-J	2801.20.00	G280
247 7898	3804.20.00	G380KR
4200 3736	3804.20.00	G380KR
51.07-52-01.04	2518.20.00	G250
5107-52-01-03	2518.30.00	250GSZ
8751-52-12.20	3131.20.00	G310

JOHN DEERE

AL 17471	2523.20.00	G250
AZ 35261	3160.20.00	MF310
AZ 36712	3300.20.00	GFM330

KLOCKNER-HUMBOLDT-DEUTZ (KOLN)

001 0627	2952.20.00	GT295/250
0127 8622	3804.20.00	G380KR
0230 76 28	2251.30.00	225N
0231 67 46	2250.30.00	225BL
0237 39 56	2952.20.00	GT295/250
0237 62 02	2502.30.00	250E
0237 6200	2952.30.00	295BL
0430 84 45	2250.20.00	GTF225/225
1-1116-300-570.10	2802.20.00	G280

MAN

81.30301.0074	3155.30.00	310Z
81.30305.0006	3131.20.00	G310
81.30305.6007	2802.20.00	G280
81.30401.7009	3520.20.00	GF350KR
81.30550 0050	6505.40.00	KZI - 4,5
81.30550.0041	8505.40.00	KZI - 4,5
81.30550.0050	8505.40.00	KZI - 4,5
88.30304.0003	3804.20.00	G380KR

MAN (TÜRKİYE)

81.30401.7013	3505.20.00	G350KR
---------------	------------	--------

Cross reference list

OEM reference	RUEN reference	Parameter
MANITOU		
105 511	2845.30.00	280GSZ
20.25C	2828.20.00	H280
33 480	2839.30.00	280CB
33472	2517.20.00	G250K
90395	2802.20.00	G280

MASSEY FERGUSON		
1603 572 M1	2260.20.00	KS225
1722 158 M1	2267.30.00	225Z
1850 003 M95	532.14.200	G270/225
1851 651 M91	532.34.100	G270/225
1865 836 M91	2506.30.00	HBX250
1867 438 M91	3001.20.00	G300/250K
1868 005 M91	3004.20.00	G300/250K
1868 005 T	3004.20.00	G300/250K
415 279 M1	2261.20.00	K225
417 404 M1	2256.30.00	225Z
886 388 M91	2815.20.00	G225/270
887 879 M91	3007.20.00	G300/250
887 879 T	3007.20.00	G300/250
887 886 M91	3006.20.00	G300/250
887 889 M91	3005.30.00	300BL
887 889 M91	3006.30.00	300BL
887 900 M91	2505.30.00	250
890 302 M91	532.14.100	270BL
890 802 M91	532.34.100	G270/225
892 862 M1	7801.40.00	KZ - 4
945 522 M91	2802.20.00	G280
959	7801.40.00	KZ - 4
975 522 M91	2802.20.00	G280

MERCEDES (TÜRKİYE)		
000 250 63 03	2528.30.00	250BHZX
003 250 48 04	3565.20.00	GMF350

MERCEDES-BENZ		
002 250 35 03	2528.30.00	250BHZX
002 250 70 04	3163.20.00	MF310
002 250 74 03	2528.30.00	250BHZX
002 250 87 04	3300.20.00	GFM330
003 250 91 04	2282.20.00	M228KR
003 250 59 04	3300.20.00	GFM330
003 250 84 04	3565.20.00	GMF350

MTZ-BELORUS		
50-1601110-K1	3252.30.00	325CB

RENAULT (TÜRKİYE)		
5000 677 197	6905.40.00	KZIS - 3

RENAULT AGRICULTURE		
7700 022 623	2848.30.00	280
7700 022 624	3153.30.00	310
7700 032 702	2849.30.00	280
7700 052 211	3157.30.00	310Z

RENAULT TRUCKS		
5000 251 352	3520.20.00	GF350KR
5000 273 555	3155.30.00	310Z

SCANIA		
---------------	--	--

OEM reference	RUEN reference	Parameter
254 902	4201.20.00	G420KR

SCANIA (TÜRKİYE)		
254902	4201.20.00	G420KR

STEYR		
609 B16 0001	3131.20.00	G310

STORE-FIAT		
1.25.004/510 3734	2551.30.00	255
1.25.018/510 1909	2552.30.00	255E
496 87 36	2552.30.00	255E
511 0245	2551.20.00	GF255/255
519 828	2551.30.00	255

TAM		
002-475	2803.20.00	G280
25010256	2803.20.00	G280
5179637	3503.20.00	G350KR
5409179	2821.30.00	280GTZ
8751.52.01.06	2802.30.00	280BHZ
8751.52.51.36	3505.20.00	G350KR
8751-52-0130	2802.20.00	G280

TOMO VINKOVIC		
002 02 20 00	1901.20.00	KS190K
002 03 30 00	1901.30.00	190E

TORPEDO-DEUTZ		
001 01 79	2251.30.00	225N
001 01 89	2250.30.00	225BL
001 06 27	2952.20.00	GT295/250
001 0630	2502.30.00	250E
001 0643	2952.30.00	295BL
011 0627	2952.20.00	GT295/250
011 0630	2502.30.00	250E
011 0645	2952.30.00	295BL
021 05 23	2250.20.00	GTF225/225
032 98 69	2254.20.00	GTF225/225
231 0655	2502.30.00	250E

ZASTAVA		
1610 240	1603.20.00	MF160K

ZETOR		
16.021.902	3255.30.00	327
4901.11.55	2818.30.00	280
6901.11.66	2807.30.00	280E
6901.11.69	2808.30.00	280
7001.11.86	2807.30.00	280E
7901.11.20	3158.30.00	310

ZMAJ-BEOGRAD		
225	2269.30.00	225Z
M228KR	2269.20.00	M228KR

Comparison list by manufacturer

Comparison refer.	RUEN reference	Parameter
-------------------	----------------	-----------

BORG&BEG

HB 2654	2836.30.00	280CBL
HB 3113	2517.30.00	250

LUK

325 0002 26	2528.30.00	250BHZX
-------------	------------	---------

SACHS

1850 281 484	2505.30.00	250
1850 281 838	2506.30.00	HBX250
1850 282 288	7801.40.00	KZ - 4
1860 039 024	2257.30.00	225Z
1860 039 027	2256.30.00	225Z
1860 039 028	2270.30.00	225Z
1860 056 112	2509.30.00	250Z
1860 056 124	2517.30.00	250
1860 056 124	2524.30.00	250Z
1860 062 037	2812.30.00	280Z
1861 060 003	2802.30.00	280BHZ
1861 224 033	2518.30.00	250GSZ
1861 224 034	2518.30.00	250GSZ
1861 224 048	2518.30.00	250GSZ
1861 244 101	2518.30.00	250GSZ
1861 291 033	2528.30.00	250BHZX
1861 291 036	2528.30.00	250BHZX
1861 291 136	2528.30.00	250BHZX
1861 410 007	4233.30.00	420/210GSZ
1861 755 131	2845.30.00	280GSZ
1861 840 133	2518.30.00	250GSZ
1861 999 221	2821.30.00	280GTZ
1864 040 017	2844.30.00	280Z
1864 078 010	2258.30.00	225Z
1864 087 036	3155.30.00	310Z
1864 097 002	3156.30.00	310Z
1864 202 004	2509.30.00	250Z
1864 202 035	2510.30.00	250Z
1864 202 035	2517.30.00	250
1864 246 437	2510.30.00	250Z
1864 258 101	2267.30.00	225Z
1864 300 007	3551.30.00	350B
1864 304 001	2952.30.00	295BL
1864 305 001	2502.30.00	250E
1864 305 131	2502.30.00	250E
1864 340 101	3151.30.00	310B
1864 355 102	3120.30.00	310Z
1864 374 101	3518.30.00	350GSZ
1864 377 101	3152.30.00	310B
1864 398 002	3318.30.00	330Z
1864 421 141	2523.30.00	250
1864 600 306	2818.30.00	280
1864 600 307	3158.30.00	310
1864 600 309	2807.30.00	280E
1864 600 312	3255.30.00	327
1864 600 334	3157.30.00	310Z
1864 918 005	3153.30.00	310
1864 922 001	2251.30.00	225N
1864 926 004	2826.30.00	280
1864 926 042	2843.30.00	280
1864 937 001	3006.20.00	G300/250
1864 946 001	532.14.100	270BL
1864 950 003	2848.30.00	280
1864 994 901	2849.30.00	280
1878 074 741	2518.30.00	250GSZ
1878 600 527	2839.30.00	280CB
1880 071 001	2260.20.00	KS225

Comparison refer.	RUEN reference	Parameter
-------------------	----------------	-----------

1880 071 008	2261.20.00	K225
1880 071 008	2262.20.00	KS225
1880 071 011	2260.20.00	KS225
1880 083 102	2802.20.00	G280
1880 083 118	2858.20.00	G280
1880 083 132	2802.20.00	G280
1880 092 402	3130.20.00	G310K
1880 092 405	3131.20.00	G310
1880 092 415	3133.20.00	G310
1880 092 416	3134.20.00	G310
1880 092 432	3130.20.00	G310K
1880 092 435	3131.20.00	G310
1880 096 208	2842.20.00	G280
1880 096 210	2843.20.00	G280
1881 009 201	2517.20.00	G250K
1881 009 203	2520.20.00	G250
1881 010 101	2521.20.00	G250
1881 010 139	2518.20.00	G250
1881 039 003	3505.20.00	G350KR
1881 039 532	3505.20.00	G350KR
1881 039 539	3505.20.00	G350KR
1881 042 506	3508.20.00	G350
1881 079 207	2523.20.00	G250
1881 089 002	2262.20.00	KS225
1881 089 007	2262.20.00	KS225
1881 089 009	2262.20.00	KS225
1882 039 532	3505.20.00	G350KR
1882 110 402	3520.20.00	GF350KR
1882 110 532	3520.20.00	GF350KR
1882 137 307	3107.20.00	GF310K
1882 150 004	2262.20.00	KS225
1882 150 031	2262.20.00	KS225
1882 172 107	2524.20.00	G250
1882 231 131	2520.20.00	G250
1882 308 102	4201.20.00	G420KR
1882 308 106	4212.20.00	G420KR
1882 325 034	3804.20.00	G380KR
1882 325 134	3804.20.00	G380KR
1882 600 107	2828.20.00	H280
1882 600 110	532.14.200	G270/225
1888 023 102	2951.20.00	DOT250/295
1888 026 001	2952.20.00	GT295/250
1888 874 001	2250.20.00	GTF225/225
1888 891 002	3007.20.00	G300/250
1888 891 004	3004.20.00	G300/250K
1888 898 001	2815.20.00	G225/270
1888 898 003	532.34.100	G270/225
1888 900 001	2254.20.00	GTF225/225
1888 998 801	3001.20.00	G300/250K
3082 121 031	2282.20.00	M228KR
3151 000 395	8505.40.00	KZI - 4,5
3151 066 001	6505.40.00	KZI - 4,5
3151 066 002	8505.40.00	KZI - 4,5
3151 066 032	8505.40.00	KZI - 4,5
3151 157 001	8505.40.00	KZI - 4,5
3151 199 001	6905.40.00	KZIS - 3
3482 002 102	3560.20.00	GMF350
3482 002 107	3565.20.00	GMF350
3482 002 204	3565.20.00	GMF350
3482 002 234	3560.20.00	GMF350
3482 002 237	3565.20.00	GMF350
3482 008 001	3163.20.00	MF310
3482 008 031	3163.20.00	MF310
3482 008 034	3160.20.00	MF310
3482 008 038	3163.20.00	MF310
3482 008 110	3170.20.00	MF 310

Comparison list by manufacturer

Comparison refer.	RUEN reference	Parameter
SACHS >>		
3482 008 141	3170.20.00	MF 310
3482 012 201	3300.20.00	GFM330
3482 012 211	3300.20.00	GFM330
3482 012 231	3300.20.00	GFM330
3482 012 237	3300.20.00	GFM330
3482 125 245	3163.20.00	MF310
3482 248 104	2523.20.00	G250
3483 034 045	4337.60.00	MFZ430

VALEO		
355 102	4201.20.00	G420KR
355 110	3520.20.00	GF350KR
355 111	3804.20.00	G380KR
358 195	6505.40.00	KZI - 4,5
358 262	2282.20.00	M228KR
358 280	3565.20.00	GMF350
358 288	3163.20.00	MF310
358 295	3300.20.00	GFM330
358 511	6505.40.00	KZI - 4,5
805 602	2282.20.00	M228KR
805 707	2802.20.00	G280
805 741	2250.20.00	GTF225/225
805 742	2254.20.00	GTF225/225
805 745	2952.20.00	GT295/250
805 748	3804.20.00	G380KR
805 749	2517.20.00	G250K
805 750	2518.20.00	G250
805 752	3131.20.00	G310
805 754	2803.20.00	G280
805 756	2551.20.00	GF255/255
805 758	1901.20.00	KS190K
805 759	3560.20.00	GMF350
806 019	2528.30.00	250BHZX
806 379	3518.30.00	350GSZ
806 380	532.14.100	270BL
806 381	532.14.100	270BL
806 382	560.04.100	300BL
806 384	2250.30.00	225BL
806 385	2251.30.00	225N
806 386	2502.30.00	250E
806 390	2509.30.00	250Z
806 391	3252.30.00	325CB
806 392	3403.30.00	340CB
806 393	2802.30.00	280BHZ
806 399	2254.30.00	225N
806 400	2807.30.00	280E
806 402	2835.30.00	280BL
806 405	2952.30.00	295BL
806 408	2808.30.00	280
806 409	532.14.100	270BL
806 410	532.24.250	225
806 411	2517.30.00	250
806 412	2834.30.00	280
806 504	6905.40.00	KZIS - 3
806 615	8505.40.00	KZI - 4,5
807 540	2528.30.00	250BHZX

Comparison refer.	RUEN reference	Parameter
-------------------	----------------	-----------

Comparison list by RUEN

RUEN reference	Parameter	Comparison refer.
----------------	-----------	-------------------

BORG&BEG

2517.30.00	250	HB 3113
2836.30.00	280CBL	HB 2654

LUK

2528.30.00	250BHZX	325 0002 26
------------	---------	-------------

SACHS

2250.20.00	GTF225/225	1888 874 001
2251.30.00	225N	1864 922 001
2254.20.00	GTF225/225	1888 900 001
2256.30.00	225Z	1860 039 027
2257.30.00	225Z	1860 039 024
2258.30.00	225Z	1864 078 010
2260.20.00	KS225	1880 071 001
2260.20.00	KS225	1880 071 011
2261.20.00	K225	1880 071 008
2262.20.00	KS225	1880 071 008
2262.20.00	KS225	1881 089 002
2262.20.00	KS225	1881 089 007
2262.20.00	KS225	1881 089 009
2262.20.00	KS225	1882 150 004
2262.20.00	KS225	1882 150 031
2267.30.00	225Z	1864 258 101
2270.30.00	225Z	1860 039 028
2282.20.00	M228KR	3082 121 031
2502.30.00	250E	1864 305 001
2502.30.00	250E	1864 305 131
2505.30.00	250	1850 281 484
2506.30.00	HBX250	1850 281 838
2509.30.00	250Z	1860 056 112
2509.30.00	250Z	1864 202 004
2510.30.00	250Z	1864 202 035
2510.30.00	250Z	1864 246 437
2517.20.00	G250K	1881 009 201
2517.30.00	250	1860 056 124
2517.30.00	250	1864 202 035
2518.20.00	G250	1881 010 139
2518.30.00	250GSZ	1861 224 033
2518.30.00	250GSZ	1861 224 034
2518.30.00	250GSZ	1861 224 048
2518.30.00	250GSZ	1861 244 101
2518.30.00	250GSZ	1861 840 133
2518.30.00	250GSZ	1878 074 741
2520.20.00	G250	1881 009 203
2520.20.00	G250	1882 231 131
2521.20.00	G250	1881 010 101
2523.20.00	G250	1881 079 207
2523.20.00	G250	3482 248 104
2523.30.00	250	1864 421 141
2524.20.00	G250	1882 172 107
2524.30.00	250Z	1860 056 124
2528.30.00	250BHZX	1861 291 033
2528.30.00	250BHZX	1861 291 036
2528.30.00	250BHZX	1861 291 136
2802.20.00	G280	1880 083 102
2802.20.00	G280	1880 083 132
2802.30.00	280BHZ	1861 060 003
2807.30.00	280E	1864 600 309
2812.30.00	280Z	1860 062 037
2815.20.00	G225/270	1888 898 001
2818.30.00	280	1864 600 306
2821.30.00	280GTZ	1861 999 221
2826.30.00	280	1864 926 004

RUEN reference	Parameter	Comparison refer.
----------------	-----------	-------------------

2828.20.00	H280	1882 600 107
2839.30.00	280CB	1878 600 527
2842.20.00	G280	1880 096 208
2843.20.00	G280	1880 096 210
2843.30.00	280	1864 926 042
2844.30.00	280Z	1864 040 017
2845.30.00	280GSZ	1861 755 131
2848.30.00	280	1864 950 003
2849.30.00	280	1864 994 901
2858.20.00	G280	1880 083 118
2951.20.00	DOT250/295	1888 023 102
2952.20.00	GT295/250	1888 026 001
2952.30.00	295BL	1864 304 001
3001.20.00	G300/250K	1888 998 801
3004.20.00	G300/250K	1888 891 004
3006.20.00	G300/250	1864 937 001
3007.20.00	G300/250	1888 891 002
3107.20.00	GF310K	1882 137 307
3120.30.00	310Z	1864 355 102
3130.20.00	G310K	1880 092 402
3130.20.00	G310K	1880 092 432
3131.20.00	G310	1880 092 405
3131.20.00	G310	1880 092 435
3133.20.00	G310	1880 092 415
3134.20.00	G310	1880 092 416
3151.30.00	310B	1864 340 101
3152.30.00	310B	1864 377 101
3153.30.00	310	1864 918 005
3155.30.00	310Z	1864 087 036
3156.30.00	310Z	1864 097 002
3157.30.00	310Z	1864 600 334
3158.30.00	310	1864 600 307
3160.20.00	MF310	3482 008 034
3163.20.00	MF310	3482 008 001
3163.20.00	MF310	3482 008 031
3163.20.00	MF310	3482 008 038
3163.20.00	MF310	3482 125 245
3170.20.00	MF 310	3482 008 110
3170.20.00	MF 310	3482 008 141
3255.30.00	327	1864 600 312
3300.20.00	GFM330	3482 012 201
3300.20.00	GFM330	3482 012 211
3300.20.00	GFM330	3482 012 231
3300.20.00	GFM330	3482 012 237
3318.30.00	330Z	1864 398 002
3505.20.00	G350KR	1881 039 003
3505.20.00	G350KR	1881 039 532
3505.20.00	G350KR	1881 039 539
3505.20.00	G350KR	1882 039 532
3508.20.00	G350	1881 042 506
3518.30.00	350GSZ	1864 374 101
3520.20.00	GF350KR	1882 110 402
3520.20.00	GF350KR	1882 110 532
3551.30.00	350B	1864 300 007
3560.20.00	GMF350	3482 002 102
3560.20.00	GMF350	3482 002 234
3565.20.00	GMF350	3482 002 107
3565.20.00	GMF350	3482 002 204
3565.20.00	GMF350	3482 002 237
3804.20.00	G380KR	1882 325 034
3804.20.00	G380KR	1882 325 134
4201.20.00	G420KR	1882 308 102
4212.20.00	G420KR	1882 308 106
4233.30.00	420/210GSZ	1861 410 007
4337.60.00	MFZ430	3483 034 045
532.14.100	270BL	1864 946 001

Comparison list by RUEN

RUEN reference	Parameter	Comparison refer.
SACHS >>		
532.14.200	G270/225	1882 600 110
532.34.100	G270/225	1888 898 003
6505.40.00	KZI - 4,5	3151 066 001
6905.40.00	KZIS - 3	3151 199 001
7801.40.00	KZ - 4	1850 282 288
8505.40.00	KZI - 4,5	3151 000 395
8505.40.00	KZI - 4,5	3151 066 002
8505.40.00	KZI - 4,5	3151 066 032
8505.40.00	KZI - 4,5	3151 157 001

VALEO		
1901.20.00	KS190K	805 758
2250.20.00	GTF225/225	805 741
2250.30.00	225BL	806 384
2251.30.00	225N	806 385
2254.20.00	GTF225/225	805 742
2254.30.00	225N	806 399
2282.20.00	M228KR	358 262
2282.20.00	M228KR	805 602
2502.30.00	250E	806 386
2509.30.00	250Z	806 390
2517.20.00	G250K	805 749
2517.30.00	250	806 411
2518.20.00	G250	805 750
2528.30.00	250BHZX	806 019
2528.30.00	250BHZX	807 540
2551.20.00	GF255/255	805 756
2802.20.00	G280	805 707
2802.30.00	280BHZ	806 393
2803.20.00	G280	805 754
2807.30.00	280E	806 400
2808.30.00	280	806 408
2834.30.00	280	806 412
2835.30.00	280BL	806 402
2952.20.00	GT295/250	805 745
2952.30.00	295BL	806 405
3131.20.00	G310	805 752
3163.20.00	MF310	358 288
3252.30.00	325CB	806 391
3300.20.00	GFM330	358 295
3403.30.00	340CB	806 392
3518.30.00	350GSZ	806 379
3520.20.00	GF350KR	355 110
3560.20.00	GMF350	805 759
3565.20.00	GMF350	358 280
3804.20.00	G380KR	355 111
3804.20.00	G380KR	805 748
4201.20.00	G420KR	355 102
532.14.100	270BL	806 380
532.14.100	270BL	806 381
532.14.100	270BL	806 409
532.24.250	225	806 410
560.04.100	300BL	806 382
6505.40.00	KZI - 4,5	358 195
6505.40.00	KZI - 4,5	358 511
6905.40.00	KZIS - 3	806 504
8505.40.00	KZI - 4,5	806 615

RUEN reference	Parameter	Comparison refer.
----------------	-----------	-------------------